



 **KIRSCH**[®]
DRAPERY HARDWARE

Custom Rodding
& Basic Hardware

2025 Price Guide



MADE JUST FOR YOU

CUSTOM RODDING: FOR THE DETAIL OBSESSED

Built to suit your exact specifications.

Design solutions solved with
multiple configuration options.

Assembled with care by expert hands
for absolute perfection.

We take great care to review each unique order we receive before we construct individual rods by hand. From decorative to basic, functional to practical, we have a large range of configurations that will suit any of your projects. Our custom rods are the answer to all of your drapery hardware problems.





CONTENTS

AMP™ MOTORIZATION

- 08 Overview & Benefits
- 13 Components

ESTATE™ TRAVERSE RODS

- 18 Overview & Benefits
- 23 Mounting Options & Bracket Spacing
- 28 Assembled Set Pricing
- 38 Estate™ Components

ARCHITRAC® HARDWARE

- 48 Overview & Benefits
- 54 Architrac® Series 94001 & Components
- 58 Architrac® Series 94003 & Components
- 60 Architrac® Series 94004 & Components
- 62 Architrac® Series 94005 & Components
- 64 Architrac® Series 9046 & Components
- 68 Architrac® Series 9600 & Components
- 72 Architrac® K-Rail & Components
- 74 Architrac® Components

BASIC DRAPERY HARDWARE

- 84 Overview & Benefits
- 86 Lockseam Hardware
- 89 Tension Rods
- 90 Sash Rods
- 91 Miscellaneous Components

HELPFUL GUIDES

- 93 Stack Guides
- 100 Top Hole Installation Guide
- 101 Index

AMP™ MOTORIZATION: SMART LIVING

Control your draperies with ease with our motorization.

Compatible with our Estate™ Traverse Rods and Architrac® Series 94001.

Powerful yet **quiet** motor controlled with a touch of a button on our app.

Experience comfortable living at it's finest with motorized draperies. Our compact motor whisks your draperies with a touch of a button on our app. Set timers, adjust settings and more all from your smart device. Pure convenience packed in a small motor, now that's a smart move.



CONTENTS

- 08 Overview
- 10 Mounting Options
- 13 AMP™ Motorization Components



AMP™ Motorization

Why AMP™?

The slim design of the quiet, yet powerful motor and the position on the track allows the motor to tuck seamlessly behind your drapery panel so you'll never have to sacrifice your style or comfort. For safety measures, you're able to move the draperies with a gentle tug, allowing for operation when a remote is not present or if a guest is unaware of the motorization feature. The dual battery and AC power sources allows operation in case of a power outage so draperies may be opened in the event of an emergency. AMP™ Motorization is available on our most popular traversing tracks, Estate and Architrac® Series 94001 and in drapery header styles Ripplefold™ and pleated for a variety of styling options. This is comfortable living at its finest.

For AMP™ Motorization brochure, programming instructions and installation instructions, please visit the drapery hardware resource library at kirsch.com.

Benefits & Features

AMP™ Motorization

- Motor mounts to the back of the track which allows a seamless look between motorized and manual traverse rods
- Drapery fabrication does not need to change between manually controlled draperies and motorized draperies; No additional returns or any special instructions
- Limits are set automatically after installation
- Remote control is radio frequency and easily pairs with the motor
- Tug feature; when drapery is pulled the motor will traverse the drapery
- AMP™ App with AMP™ USB Bridge
- Architrac® Series 94001 Rods with AMP™ cannot be bent or curved

Frequently Asked Questions

What is the weight capacity?

64 lbs Motor is rated to 64 lbs. Be sure not to exceed the Estate or Architrac track specifications to ensure your motor operates optimally.

Can you double the weight capacity by using two motors?

No Only use one motor per rod.

Does AMP™ offer limit setting?

Yes The motor automatically sets its limits.

Does AMP™ offer touch control?

Yes The tug feature allows you to pull on the drapery and the motor will automatically open or close your draperies.

How long is the power cord?

6 ft The durable, non-extendable power cord is extra long for out of reach places. Any extra can be rolled and secured for a tidy look. Cable extensions are available in 15", 4', 10' and 20' lengths to reach outlets that are farther away from the motor.

Is there a wall switch?

Yes There are Flush Mount and Surface Mount Wall Switches available.

Does AMP™ offer a warranty?

Yes See the Kirsch Warranty document for more information.

Download the AMP™ APP to get started




AMP™ Motorization Overview

Overview

- Soft start/stop & manual operation
- Tug feature: when drapery is pulled the motor will traverse the drapery
- Automatic limits on end stop
- Favorite/intermediate position
- Dry contact for external control
- RF Remote and wall switches
- Setting with buttons on motor units
- Setting with external dry contact switch
- LED Indicators
- One-Way and Two-Way Draw
- Pleated
- Ripplefold™
- AMP™ App with AMP™ USB Bridge

Available Colors

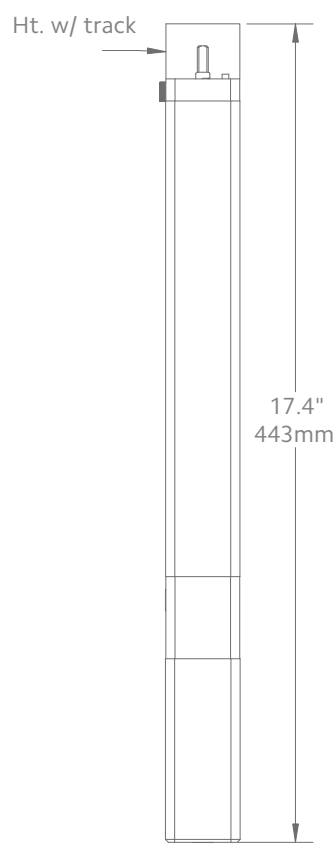


White

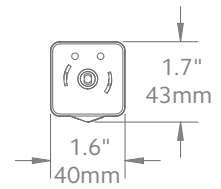
Side View



Front View



Bottom View



Motor Unit

Product No.

AMP™ Drapery Motor 62001300

Technical Specs

AMP™ Motor

Power Supply DC 16.5V-0.89A
(100-240VAC 50/60Hz 0.5A)

Amperage 2.55Ah

Average Linear Speed 7.8inches/sec

Power Consumption 40 watts

Torque 1.2Nm

Power Cable Length 6 feet

Variable Speed 80, 100 & 120 rpm

Certifications UL/CE

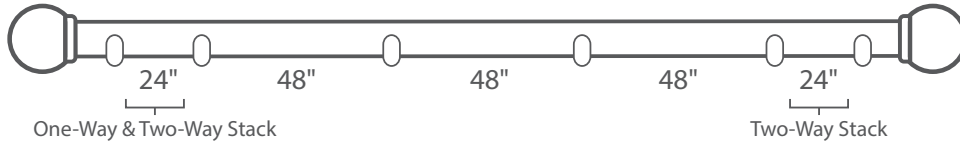
Max. Track Length Estate™ - 16 ft
Architrac™ 94001 - 16 ft

Max. Load 64 lbs

Follow track specifications for drapery weight.

Bracket Spacing & Mount Options

Place brackets at each end. On the ends where the drapery will stack, place the next bracket at a maximum of 24" from the first bracket, then place remaining brackets at 48" intervals over the remainder of the track. Spacing may need to be shortened for heavier draperies. All mounting options are compatible with our AMP™ Motorization.



Wall Mount using parts:

To achieve this look, order Estate rod, wall mount and all components will be included.

94129061
Zinc



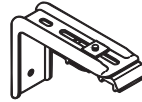
or

1856973
Satin Nickel



or

1856978
Brushed Bronze

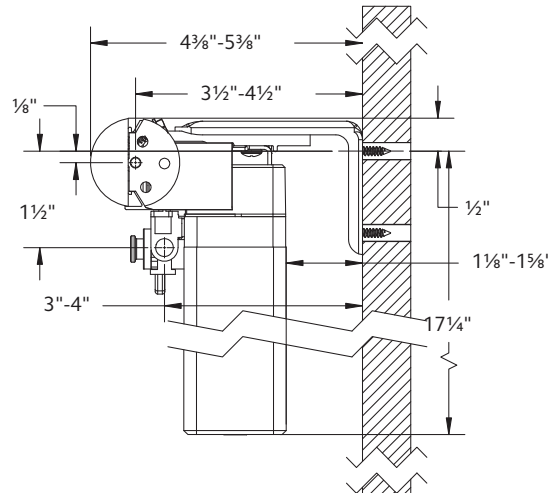


or

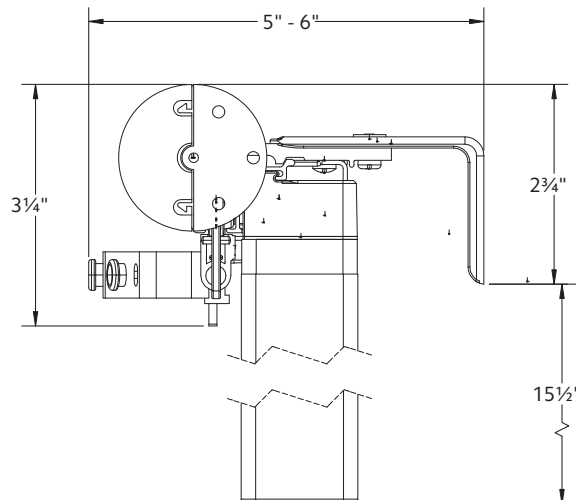
1857324
Black



1 3/8" Wall Mount



2" Wall Mount



Ceiling Mount using parts:

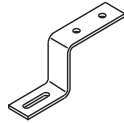
To achieve this look, order Estate rod, ceiling mounted. 94130xxx brackets are included with the rod. Then order item 1796061 ceiling mount bracket in the quantity needed based on the bracket spacing drawing on page 10.

94130xxx

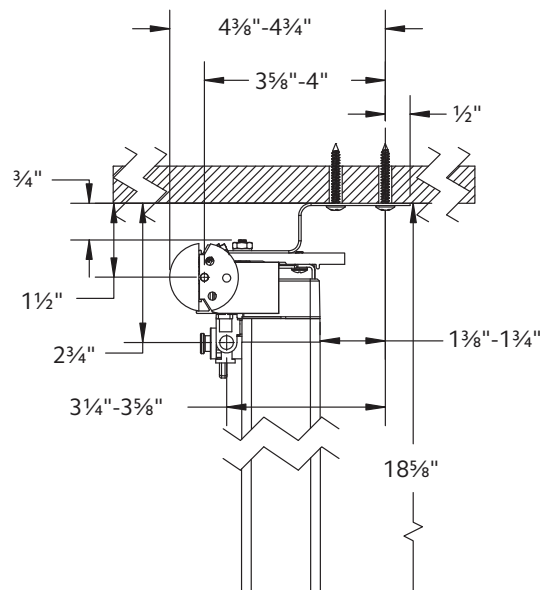


⊗

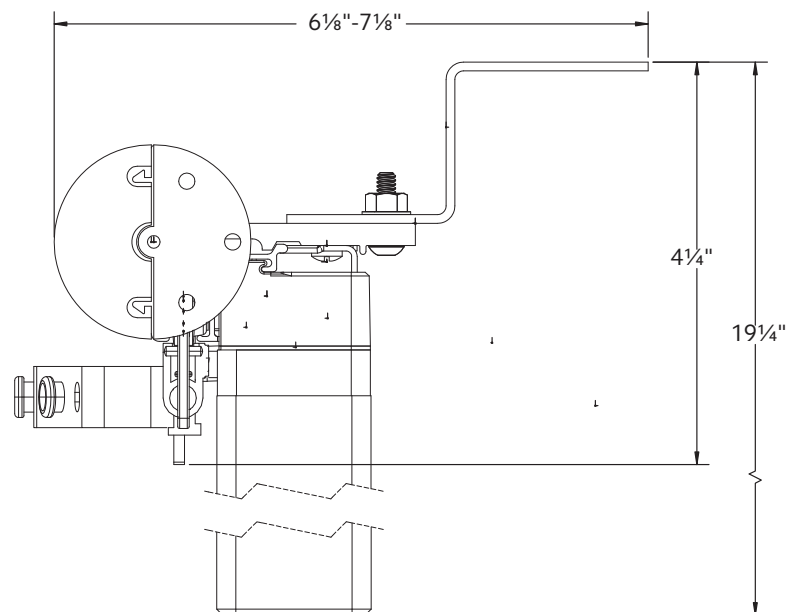
1796061



1 3/8" Ceiling Mount



2" Ceiling Mount



Double Wall Mount using parts:

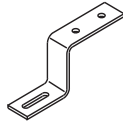
To achieve this look, order Estate rod, ceiling mounted. 94130xxx brackets are included with the rod. Then order one, item 94125xxx double bracket and two, item 1796061 ceiling mount brackets multiplied by the quantity needed based on the bracket spacing drawing on page 10.

94125xxx



⊕

1796061

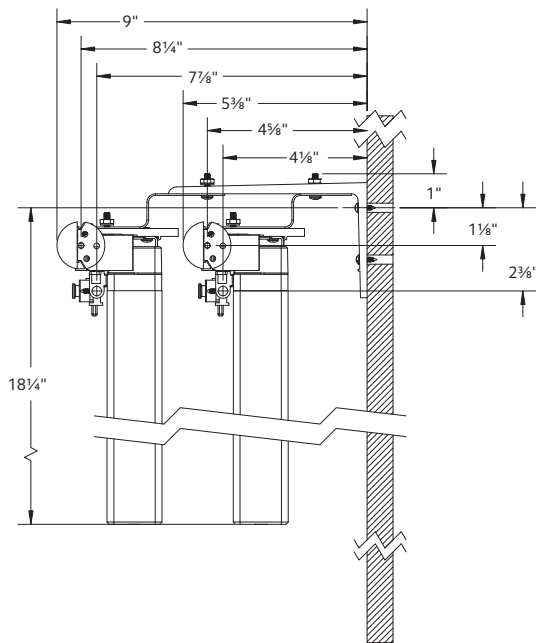


⊕

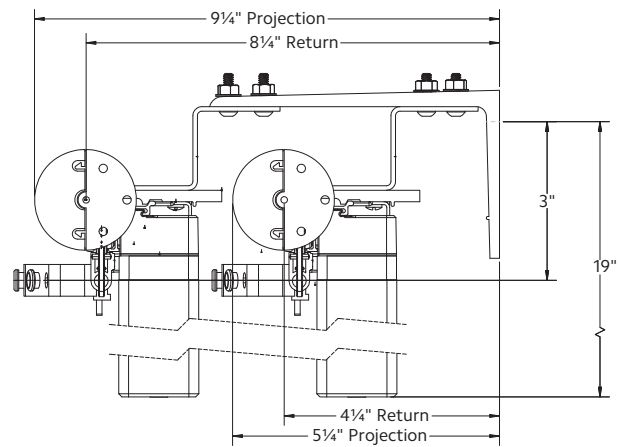
94130xxx



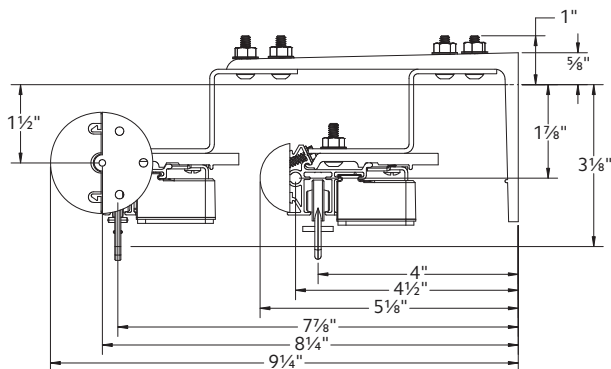
1 3/8" Double Wall Mount










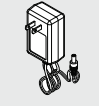

2" Double Wall Mount









2" Front & 1 3/8" Back Double Wall Mount



AMP™ Motorization Components

Item	Product No. & Finish	Description	Unit of Measure	Full Pack Price	Broken Pack Price
	62001300 White	AMP Motor RF 2W DC Drapery Motor 1.2Nm-20cm 14.8V	1 piece per box	\$387.96	n/a
	84531025 White	AMP Drapery Motorhead Adapter Right	10 pieces per box	\$12.03	n/a
	84532025 White	AMP Drapery Motor head Adapter Left	10 pieces per box	\$12.03	n/a
	84503059 Black 84503025 White	Drapery Motor Master Carrier Adapter	20 pieces per box	\$0.64	n/a
	84504025 White	Drapery Motor Front Belt Connector	100 pieces per box	\$0.45	n/a
	84505025 White	Drapery Motor Back Belt Connector	100 pieces per box	\$0.45	n/a
	84506025 White	Drapery Motor Belt Connector Clip	100 pieces per box	\$0.45	n/a
	84510000	Motor Belt	109 yards per box	\$1.76	n/a
	62101000 White 62101010 Black	AMP Remote Control RF 2W 15 Channel	1 piece per box	\$46.46	n/a
	62201300 White	AMP Battery Charger 16.5V/0.89A	1 piece per box	\$19.61	n/a
	62102000 White	AMP Gateway USB Bridge	1 piece per box	\$137.21	n/a
	62109000 White	AMP Wall Switch Surface RF 2W 15 Channel	1 piece per box	\$59.95	n/a
	62108000	AMP Wall Switch RF 2W 15 Channel	1 piece per box	\$37.47	n/a

AMP™ Motorization Components

Item	Product No. & Finish	Description	Unit of Measure	Full Pack Price	Broken Pack Price
	84509061	Adjustable Pulley Right	1 piece per box	\$11.90	n/a
	84508061	Adjustable Pulley Left	1 piece per box	\$11.90	n/a
	1026660	15" Cable Assembly	10 pieces per box	\$6.38	n/a
	1026661	4' Cable Assembly	10 pieces per box	\$7.19	n/a
	1026662	10' Cable Assembly	10 pieces per box	\$10.69	n/a
	1026663	20' Cable Assembly	10 pieces per box	\$15.47	n/a



Connect your AMP™ motor to the AMP™ USB Bridge for the ultimate control in creating your smart home.

ESTATE™ TRAVERSE ROD: INNOVATING COMFORT

Flexible styling options;
from decorative to practical.

Gorgeous fascias from our decorative
collections plus two modern options.

Pair with our **AMP™ Motor** and unlock
the full potential and **gain maximum
control.**

A perfect solution for residential and commercial applications,
our Estate Traverse Rods offer the flexibility and versatility you
crave to bring your remarkable styles to life. Each thoughtfully
designed element accommodates a variety of solutions ingenious
customizable Estate design solutions.



CONTENTS

- 18 Overview
- 20 Why Estate™ Traverse Rods
- 21 Operating Systems
- 22 Estate™ Overview
- 23 Bracket Spacing & Mount Option
- 27 Calculating Drapery Weight
- 28 Designer Metals™
- 32 Wood Trends™
- 36 Wrought Iron
- 38 Components



COLLECTION OVERVIEW

3 FASCIA STYLES
A style for everyone

2 DRAPERY HEADINGS
Pleated, Ripplefold™

5 DRAW TYPES
Motorized, Hand, Baton,
Baton Duplex and Cord

1 COLLECTION

AMP™ MOTORIZATION COMPATIBLE



- 1 | Designer Metals™
- 2 | Wood Trends™
- 3 | Wrought Iron



Why Estate™ Traverse Rods

The Estate™ Traverse Rod Collections are the flagship of the Kirsch® Decorative Drapery Hardware product lines. Estate™ rods are decorative, 1⅜ inch or 2 inch traversing drapery rods with wheeled carriers that are designed to carry today's heavier draperies. Having set the interior design standard for decades, each of the Estate™ collections are characterized by inspired finials, premium finishes and precision engineered components.

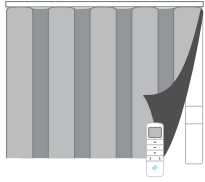
Designer Metals™, Wood Trends™, and Wrought Iron Collections are featured in countless luxury venues and designer homes throughout the world.



Operating Systems

Motorized Draw

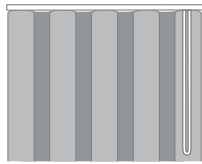
AMP™ Motorization



- Easy to use
- Quiet, powerful motor
- Pleated or Ripplefold™
- For Estate™ Traverse Rods or Architrac® Series 94001
- For more information, see page 8

Manual Draw

Cord Draw



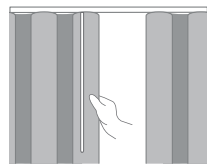
- Easy to use
- Pleated or Ripplefold™

Hand/Baton Draw



- Easy to use
- A gentle tug allows drapery to glide across track
- Pleated or Ripplefold™


Baton Duplex Draw



- Easy to use
- Used on split draw rods
- Pleated or Ripplefold™
- When the baton is pulled on one stack, draperies on both sides of the traverse rod open or close


Header Styles

Ripplefold™



- Panels can be pressed flat, yet fall into fold
- No hooks or pins
- Headings are suspended under track
- Stack back is less than conventional pleated draperies
- Draperies snap on/off carriers for easy installation
- Interior drapery appearance is identical to exterior-facing appearance

Pleated



- A classic header option
- Can be used with most track systems using slip-in or pin-on hooks
- Headings can be suspended under the track or over the face of the track to conceal hardware
- Four carriers per foot is standard, additional carriers or rings can be ordered



Estate™ Overview

To help determine which system is right for your project, use the guideline below to select the best fit. For more detailed information about each track, please visit our resource library at kirsch.com.

Estate™ Series	Designer Metals™	Wood Trends™	Wrought Iron
What is your preferred size?			
1 3/8"	•	•	•
2"	•	•	
What is your preferred Draw type?			
Motorized	•	•	•
Manual	•	•	•
What is your preferred Drapery Heading type?			
Pleated	•	•	•
Ripplefold™	•	•	•
What is your mounting location?			
Ceiling Mount*	•	•	•
Wall Mount	•	•	•

*Finial choices may be limited for ceiling mounted Estate™ Rods.

Track Performance Data

Style	Heading Style	Mount	Draw	Minimum Track Length	Maximum Track Length	Minimum Fabric Weight	Lbs. per Ft.
 83611 1 3/8" Estate™ Manual or Motorized Draw	Pleated, Ripplefold™	Ceiling, Wall	One-Way	18 in	16 ft	64 lbs	4
			Two-Way	18 in	16 ft	64 lbs	4
 93601 2" Estate™ Manual or Motorized Draw	Pleated, Ripplefold™	Ceiling, Wall	One-Way	18 in	16 ft	64 lbs	4
			Two-Way	18 in	16 ft	64 lbs	4

*Maximum track lengths and maximum fabric weight do not apply to curved track. Check with customer service for feasibility. Send complete specifications and fabric weight.

Splices & Keystones per Track

Track Length	Number of Splices	Keystones Included
8 ft. to 16 ft.	1	1

Bracket Spacing & Mount Options

Place brackets at each end. On the ends where the drapery will stack, place the next bracket at a maximum of 24" from the first bracket, then place remaining brackets at 48" intervals over the remainder of the track. Spacing may need to be shortened for heavier draperies. All mounting options are compatible with our AMP™ Motorization.



Wall Mount using parts:

To achieve this look, order Estate rod, wall mount and all components will be included.

94129061
Zinc



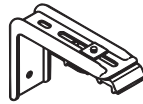
or

1856973
Satin Nickel



or

1856978
Brushed Bronze

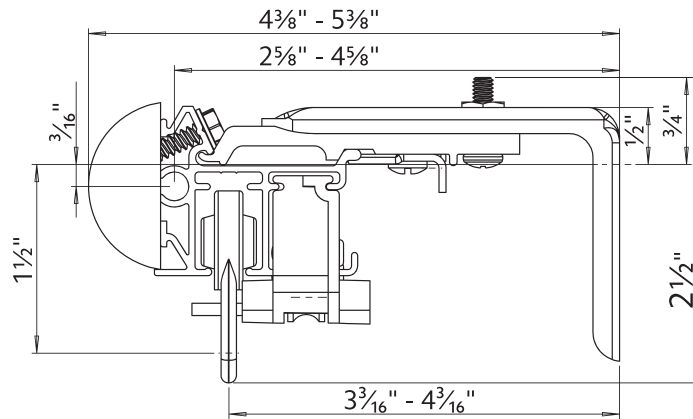


or

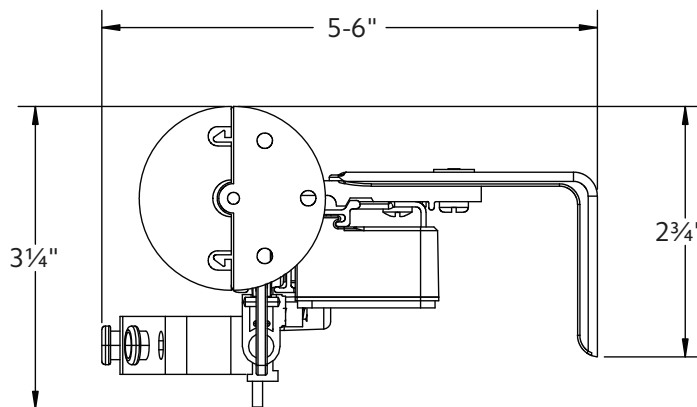
1857324
Black



1 3/8" Wall Mount



2" Wall Mount



Ceiling Mount using parts:

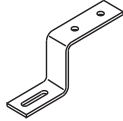
To achieve this look, order Estate rod, ceiling mounted. 94130xxx brackets are included with the rod. Then order item 1796061 ceiling mount bracket in the quantity needed based on the bracket spacing drawing on page 40.

94130xxx

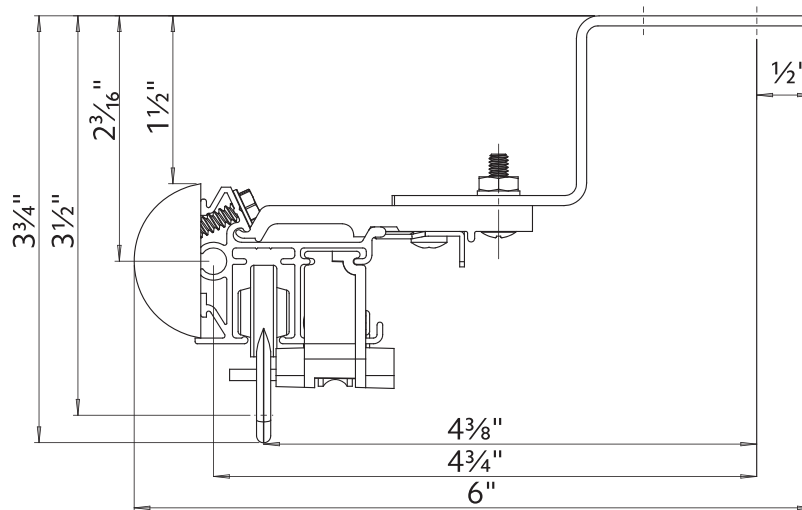


8

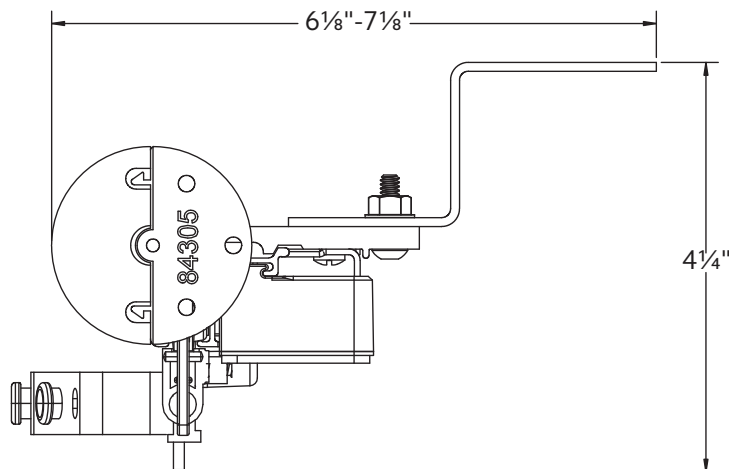
1796061



1 3/8" Ceiling Mount



2" Ceiling Mount



Double Wall Mount using parts:

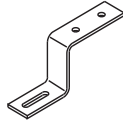
To achieve this look, order Estate rod, ceiling mounted. 94130xxx brackets are included with the rod. Then order one, item 94125xxx double bracket and two, item 1796061 ceiling mount brackets multiplied by the quantity needed based on the bracket spacing drawing on page 40.

94125xxx



⊗

1796061

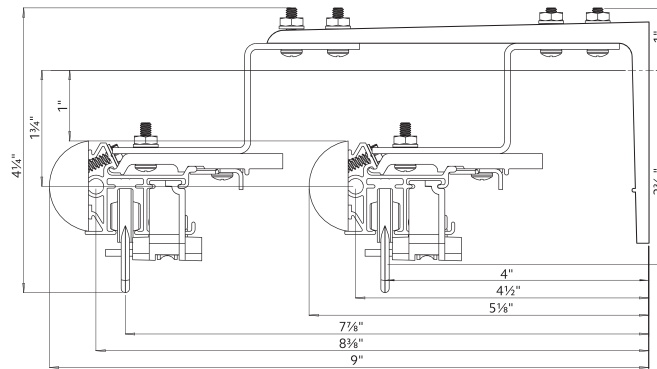


⊗

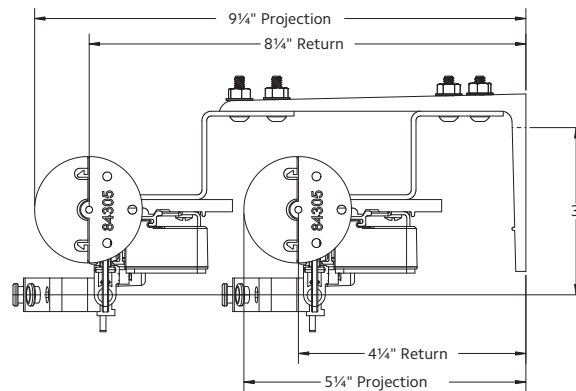
94130xxx



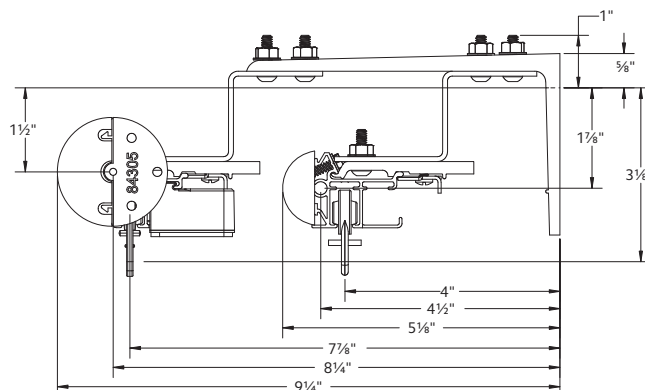
1 3/8" Double Wall Mount



2" Double Wall Mount



2" Front & 1 3/8" Back Double Wall Mount



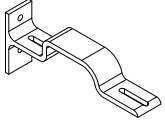
Double Wall Mount using parts:

To achieve this look, order Estate rod ceiling mounted. 94130xxx brackets are included with the rod. Then order one, item 71134110 double bracket in the quantity needed based on the bracket spacing drawing on page 40.

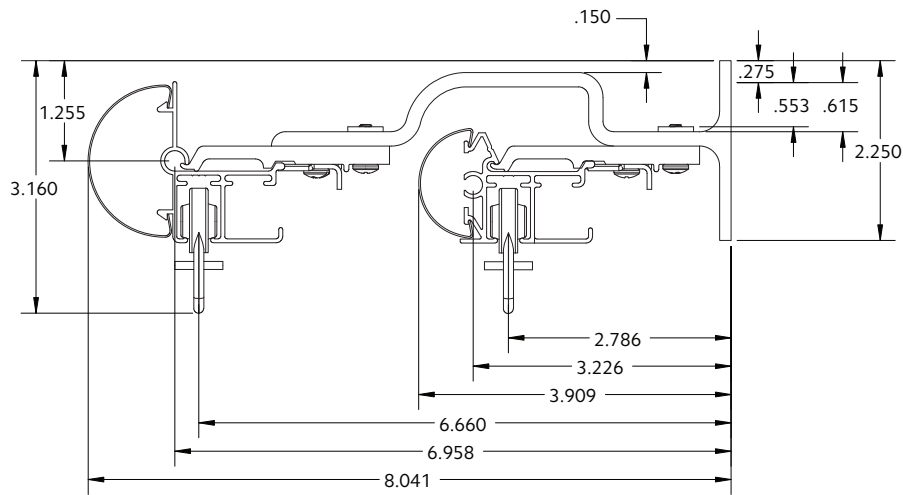
71134110

&

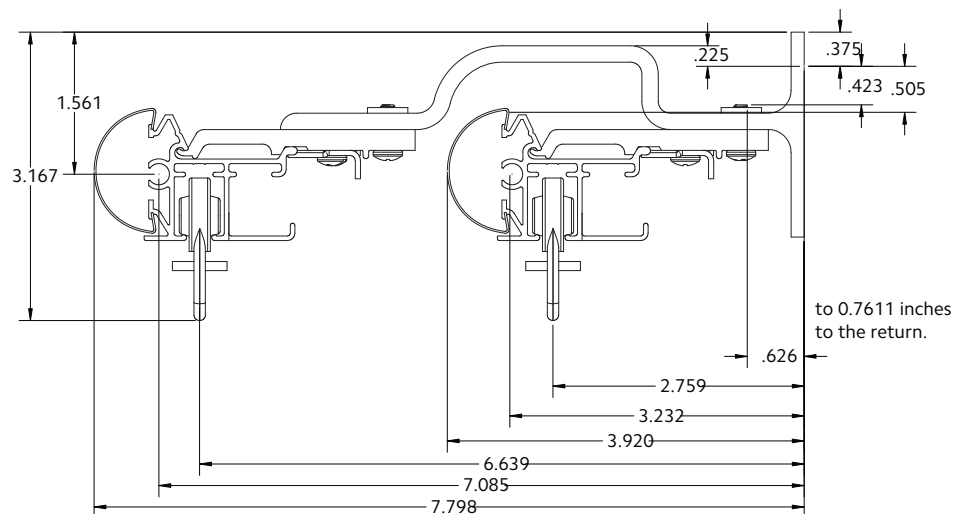
94130xxx



2" Front & 1 3/8" Back Double Wall Mount



1 3/8" Front & 1 3/8" Back Double Wall Mount



Calculating Drapery Weight

1. Fabric Weight

Some fabric samples list on the back of the swatch the weight listed in Ounces/SqYd (ounces per square yard). Call the manufacturer for the weight if not listed.

2. Lining Weight

Most drapery linings are 2oz - 4oz per square yard.

Drapery Weight Formula

Total Square Yards = (total yards x 36 x fabric width) ÷ 1296 (1-square yard)

Weight = total square yards x weight in ounces per SqYd) ÷ 16 oz in lb

Example 32 yards of 54" wide fabric weighing 14 oz/SqYd
Total square yards = (32 x 36 x 54) = 62,208 ÷ 1296 = 48 SqYds
Weight = (48 x 14oz) = 672 ÷ 16 = 42 lbs

Lining Weight Formula

Total Square Yards = (total yards x 36 x fabric width) ÷ 1296 (1-square yard)

Weight = total square yards x weight in ounces per SqYd) ÷ 16 oz in lb

Example 32 yards of 54" wide fabric weighing 6 oz/SqYd
Total square yards = (32 x 36 x 54) = 62,208 ÷ 1296 = 48 SqYds
Weight = (48 x 4oz) = 192 ÷ 16 = 12 lbs

Fabrics by Weight

Contact the fabric manufacturer for your specific fabric weight.

Fabric Type	Weight per Square Yard
Drapery Lining	2-4oz
Interlining	5-6oz
Blackout Lining	6-10oz
Bump Lining	12-14oz
Silks	2-4oz
Chintz	2-4oz
Printed Cottons	4-6oz
Linens	6-10oz
Jacquards	10-14oz
Velvets	14-18oz

Designer Metals™ 1 3/8" Estate™ Traverse Rod

1 3/8" Assembled Set with Slides



Manual Traversing Rods with Selected Carriers					
Unit of Measure			Dealer Cost		
Foot- Orders over 8 feet will be spliced. A Keystone will be provided to cover the splice.			\$46.00		
AMP™ Motorization Upcharge					
Charger, item #62201300 included. Remotes sold separately.			add \$603.00		
Product Number & Finish					
83687867	Antique Silver	83687925	Elegant Brass	83687924	Polished Nickel
83687922	Black	83687920	Gilded Bronze	83687923	Satin Nickel
83687919	Brushed Bronze	83687926	Gunmetal		

1 3/8" Assembled Set with Wheeled Ripplefold™ Carriers



Manual Traversing Rods with Selected Carriers					
Unit of Measure			Dealer Cost		
Foot- Orders over 8 feet will be spliced. A Keystone will be provided to cover the splice.			\$46.00		
AMP™ Motorization Upcharge					
Charger, item #62201300 included. Remotes sold separately.			add \$603.00		
Product Number & Finish					
83688867	Antique Silver	83688925	Elegant Brass	83688924	Polished Nickel
83688922	Black	83688920	Gilded Bronze	83688923	Satin Nickel
83688919	Brushed Bronze	83688926	Gunmetal		

1 3/8" Estate™ Keystone



Fits	Quantity per Box	Full Pack	Broken Pack		
1 3/8" Designer Metals Estate™ Traverse Rods	25 pieces per box	\$9.54	\$13.25		
Product Number & Finish					
1832226	Antique Silver	1043926	Elegant Brass	1832232	Polished Nickel
1832227	Black	1832230	Gilded Bronze	1832233	Satin Nickel
1832228	Brushed Bronze	1043969	Gunmetal		

* Assembled sets do not include finials. Additional slides can be ordered at a charge. Otherwise, a standard set includes 4 slides per foot.

Designer Metals™ 2" Estate™ Traverse Rod

2" Assembled Set with Slides



Manual Traversing Rods with Selected Carriers					
Unit of Measure				Dealer Cost	
Foot- Orders over 8 feet will be spliced. A Keystone will be provided to cover the splice.				\$54.00	
AMP™ Motorization Upcharge					
Charger, item #62201300 included. Remotes sold separately.				add \$603.00	
Product Number & Finish					
93685867	Antique Silver	93685925	Elegant Brass	93685924	Polished Nickel
93685922	Black	93685920	Gilded Bronze	93685923	Satin Nickel
93685919	Brushed Bronze	93685926	Gunmetal		

2" Assembled Set with Wheeled Ripplefold™ Carriers



Manual Traversing Rods with Selected Carriers					
Unit of Measure				Dealer Cost	
Foot- Orders over 8 feet will be spliced. A Keystone will be provided to cover the splice.				\$54.00	
AMP™ Motorization Upcharge					
Charger, item #62201300 included. Remotes sold separately.				add \$603.00	
Product Number & Finish					
93686867	Antique Silver	93686925	Elegant Brass	93686924	Polished Nickel
93686922	Black	93686920	Gilded Bronze	93686923	Satin Nickel
93686919	Brushed Bronze	93686926	Gunmetal		

2" Estate™ Keystone



Fits	Quantity per Box	Full Pack	Broken Pack		
2" Designer Metals Estate™ Traverse Rods	25 pieces per box	\$9.54	\$13.25		
Product Number & Finish					
1832234	Antique Silver	1043927	Elegant Brass	1832240	Polished Nickel
1832235	Black	1832238	Gilded Bronze	1832241	Satin Nickel
1832236	Brushed Bronze	1043970	Gunmetal		


* Assembled sets do not include finials. Additional slides can be ordered at a charge. Otherwise, a standard set includes 4 slides per foot.

Designer Metals™ Finial & Endcap Selection

Find pricing and item numbers in the Designer Metals™ Catalog.



Antique Silver



Black



Brushed Bronze



Elegant Brass



Gilded Bronze



Gunmetal



Polished Nickel



Satin Nickel

Archer



	A (depth)	B (height)	C (width)
1 3/8"	4"	3 3/16"	3 3/16"
2"	-	-	-

Available in all colors.
Use guide below for size reference.

Briggs



	A (depth)	B (height)	C (width)
1 3/8"	4"	3 3/16"	3 3/16"
2"	-	-	-

Available in all colors.
Use guide below for size reference.

Corsa



	A (depth)	B (height)	C (width)
1 3/8"	1 5/8"	2 1/2"	2 1/2"
2"	2 1/4"	3 1/2"	3 1/2"

Available in all colors.
Use guide below for size reference.

Lenn



	A (depth)	B (height)	C (width)
1 3/8"	1 5/16"	3"	3"
2"	-	-	-

Available in all colors.
Use guide below for size reference.

Odessa



	A (depth)	B (height)	C (width)
1 3/8"	3 7/32"	2 7/16"	2 7/16"
2"	-	-	-

Available in all colors.
Use guide below for size reference.

Pandora



	A (depth)	B (height)	C (width)
1 3/8"	4"	2 3/4"	2 3/4"
2"	5 5/8"	3 3/4"	3 3/4"

Available in all colors.
Use guide below for size reference.

Round Endcap



	A (depth)	B (height)	C (width)
1 3/8"	1 1/8"	1 1/2"	1 1/2"
2"	-	-	-

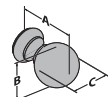
Available in all colors.
Use guide below for size reference.

Square Endcap



	A (depth)	B (height)	C (width)
1 3/8"	1 5/8"	1 5/8"	1 5/8"
2"	-	-	-

Available in all colors.
Use guide below for size reference.



Use the measurement guide to the left to help determine the correct dimensions for each product.

Elmore



A (depth)	B (height)	C (width)
1 3/8"	3"	1 1/2"
2"	-	-

Available in all colors.
Use guide below for size reference.

Emerson



A (depth)	B (height)	C (width)
1 3/8"	2 7/8"	2 3/8"
2"	-	-

Available in all colors.
Use guide below for size reference.

Europa



A (depth)	B (height)	C (width)
1 3/8"	3"	2 3/8"
2"	4 1/4"	3 3/8"

Available in all colors.
Use guide below for size reference.

Harlow



A (depth)	B (height)	C (width)
1 3/8"	4"	1 3/4"
2"	-	-

Available in all colors.
Use guide below for size reference.

Quinn



A (depth)	B (height)	C (width)
1 3/8"	3 3/16"	2 7/16"
2"	-	-

Available in all colors.
Use guide below for size reference.

Rao



A (depth)	B (height)	C (width)
1 3/8"	7/8"	1 7/8"
2"	1 1/8"	2 1/2"

Available in all colors.
Use guide below for size reference.

Stratta



A (depth)	B (height)	C (width)
1 3/8"	2 1/4"	2 5/8"
2"	3 1/8"	3 5/8"

Available in all colors.
Use guide below for size reference.

Vivien



A (depth)	B (height)	C (width)
1 3/8"	3 5/8"	2 5/8"
2"	-	-

Available in all colors.
Use guide below for size reference.

Wood Trends 1 3/8" Estate™ Traverse Rods

1 3/8" Assembled Set with Slides



Manual Traversing Rods with Selected Carriers					
Unit of Measure			Dealer Cost		
Foot			\$41.00		
AMP™ Motorization Upcharge					
Charger, item #62201300 included. Remotes sold separately.					
add \$603.00					
Product Number & Finish					
94675059	Black	94675820	Estate Oak	94675835	Truffle
94675841	Coffee	94675083	Mahogany	94675025	White
94675825	Dark Chocolate	94675830	Marble		

Assembled Set with Wheeled Ripplefold™ Carriers



Manual Traversing Rods with Selected Carriers					
Unit of Measure			Dealer Cost		
Foot			\$41.00		
AMP™ Motorization Upcharge					
Charger, item #62201300 included. Remotes sold separately.					
add \$603.00					
Product Number & Finish					
94676058	Black	94676820	Estate Oak	94676835	Truffle
94676841	Coffee	94676083	Mahogany	94676025	White
94676825	Dark Chocolate	94676830	Marble		

* Assembled sets do not include finials. Additional slides can be ordered at a charge. Otherwise, a standard set includes 4 slides per foot.

Wood Trends 2" Estate™ Traverse Rods

Assembled Set with Slides



Manual Traversing Rods with Selected Carriers

Unit of Measure	Dealer Cost
Foot	\$47.00

AMP™ Motorization Upcharge

Charger, item #62201300 included. Remotes sold separately.

add \$603.00

Product Number & Finish

95675059	Black	95675820	Estate Oak	95675835	Truffle
95675841	Coffee	95675083	Mahogany	95675025	White
95675825	Dark Chocolate	95675830	Marble		

Assembled Set with Wheeled Ripplefold™ Carriers



Manual Traversing Rods with Selected Carriers

Unit of Measure	Dealer Cost
Foot	\$47.00

AMP™ Motorization Upcharge

Charger, item #62201300 included. Remotes sold separately.

add \$603.00

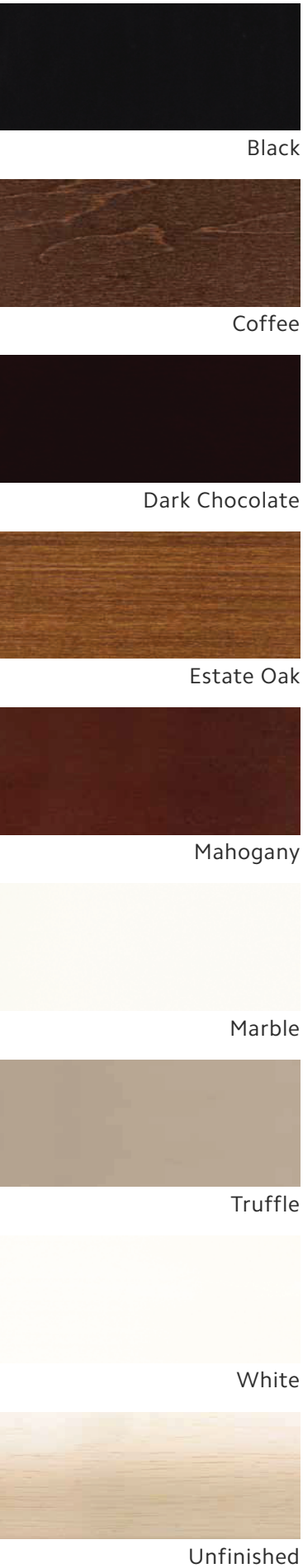
Product Number & Finish

95676058	Black	95676820	Estate Oak	95676835	Truffle
95676841	Coffee	95676083	Mahogany	95676025	White
95676825	Dark Chocolate	95676830	Marble		

* Assembled sets do not include finials. Additional slides can be ordered at a charge. Otherwise, a standard set includes 4 slides per foot.

Wood Trends™ Finial & Endcap Selection

Find pricing and item numbers in the Wood Trends™ Catalog.



Black

Coffee

Dark Chocolate

Estate Oak

Mahogany

Marble

Truffle

White

Unfinished

Button Ball



	A (depth)	B (height)	C (width)
1 3/8"	3 1/2"	2 1/2"	2 1/2"
2"	4 5/8"	3 1/2"	3 1/2"

Available in all colors.
Use guide below for size reference.

Chaucer



	A (depth)	B (height)	C (width)
1 3/8"	3 3/4"	3 1/4"	3 1/4"
2"	4 3/8"	3 3/4"	3 3/4"

Available in all colors.
Use guide below for size reference.


Ethan



	A (depth)	B (height)	C (width)
1 3/8"	2 3/4"	3 1/4"	3 1/4"
2"	4"	4 3/4"	4 3/4"

Available in all colors.
Use guide below for size reference.

Hugo



	A (depth)	B (height)	C (width)
1 3/8"	2"	2 1/2"	2 1/2"
2"	2 7/8"	3 3/4"	3 3/4"

Available in all colors.
Use guide below for size reference.

Miller



	A (depth)	B (height)	C (width)
1 3/8"	2 3/8"	3"	3"
2"	3 1/2"	4 1/2"	4 1/2"

Available in all colors.
Use guide below for size reference.

Sherwood



	A (depth)	B (height)	C (width)
1 3/8"	3 3/4"	2 3/4"	2 3/4"
2"	5"	3"	3"

Available in all colors.
Use guide below for size reference.

Warren



	A (depth)	B (height)	C (width)
1 3/8"	1 1/4"	2 1/2"	2 1/2"
2"	1 7/8"	3 3/4"	3 3/4"

Available in all colors.
Use guide below for size reference.

Wood Ball



	A (depth)	B (height)	C (width)
1 3/8"	3 1/2"	2 1/2"	2 1/2"
2"	5 1/4"	3 3/4"	3 3/4"

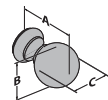
Available in all colors.
Use guide below for size reference.

Endcap



	A (depth)	B (height)	C (width)
1 3/8"	3/4"	2"	2"
2"	1 3/8"	3"	3"

Available in all colors.
Use guide below for size reference.



Use the measurement guide to the left to help determine the correct dimensions for each product.



Wrought Iron 1 3/8" Estate™ Traverse Rods

1 3/8" Assembled Set with Slides



Manual Traversing Rods with Selected Carriers			
Unit of Measure		Dealer Cost	
Foot		\$51.00	
AMP™ Motorization Upcharge			
Charger, item #62201300 included. Remotes sold separately.			
		add \$603.00	
Product Number & Finish			
83697770	Black	83697805	Heirloom Copper
83697803	Chalk	83697802	Iron Oxide
83697804	Graphite	83697777	Rust

1 3/8" Assembled Set with Wheeled Ripplefold™ Carriers



Manual Traversing Rods with Selected Carriers			
Unit of Measure		Dealer Cost	
Foot		\$51.00	
AMP™ Motorization Upcharge			
Charger, item #62201300 included. Remotes sold separately.			
		add \$603.00	
Product Number & Finish			
83698770	Black	83698805	Heirloom Copper
83698803	Chalk	83698802	Iron Oxide
83698804	Graphite	83698777	Rust

1 3/8" Estate™ Keystone




Fits	Quantity per Box	Full Pack	Broken Pack
1 3/8" Estate™ Traverse Rods	25 pieces per box	\$9.92	\$13.78
Product Number & Finish			
1833770	Black	1833804	Graphite
1833803	Chalk	1833805	Heirloom Copper
		1833802	Iron Oxide
		1833777	Rust

* Assembled sets do not include finials. Additional slides can be ordered at a charge. Otherwise, a standard set includes 4 slides per foot.

Wrought Iron Finial & Endcap Selection


Find pricing and item numbers in the Wrought Iron Catalog.



Black



Chalk




Graphite



Heirloom Copper



Iron Oxide



Rust

Axiom



	A (depth)	B (height)	C (width)
1"	3 1/4"	2 7/8"	2 7/8"
1 3/8"	3 13/16"	3 3/8"	3 3/8"

Available in all colors.
Use guide below for size reference.

Darby



	A (depth)	B (height)	C (width)
1"	2 7/16"	1 1/2"	1 1/2"
1 3/8"	3 1/4"	2"	2"

Available in all colors.
Use guide below for size reference.

Lincoln



	A (depth)	B (height)	C (width)
1"	2 1/4"	1 13/16"	1 13/16"
1 3/8"	2 5/8"	2 1/8"	2 1/8"

Available in all colors.
Use guide below for size reference.

Otto



	A (depth)	B (height)	C (width)
1"	2 1/16"	2 11/16"	2 11/16"
1 3/8"	2 9/16"	3 1/4"	3 1/4"

Available in all colors.
Use guide below for size reference.

Pedestal Ball



	A (depth)	B (height)	C (width)
1"	4 1/8"	2 7/8"	2 7/8"
1 3/8"	4 7/8"	3 3/8"	3 3/8"

Available in all colors.
Use guide below for size reference.

Petite Faucet



	A (depth)	B (height)	C (width)
1"	1 3/4"	1 3/4"	1 3/4"
1 3/8"	2 3/8"	2 3/16"	2 3/16"

Available in all colors.
Use guide below for size reference.

Petite Modern Ball



	A (depth)	B (height)	C (width)
1"	2"	1 3/4"	1 3/4"
1 3/8"	3 3/8"	1 15/16"	1 15/16"

Available in all colors.
Use guide below for size reference.

Ponce



	A (depth)	B (height)	C (width)
1"	4 13/16"	1 1/8"	1 1/8"
1 3/8"	5 1/2"	1 1/4"	1 1/4"

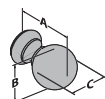
Available in all colors.
Use guide below for size reference.

Endcap



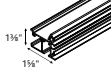


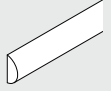
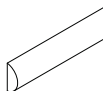
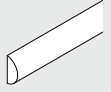
	A (depth)	B (height)	C (width)
1"	7/8"	1 7/8"	1 7/8"
1 3/8"	1 1/8"	2 1/2"	2 1/2"

Available in all colors.
Use guide below for size reference.

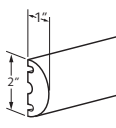
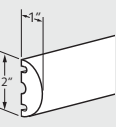
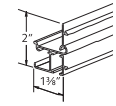
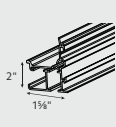
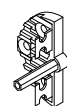


Use the measurement guide to the left to help determine the correct dimensions for each product.

Estate™ 1 3/8" Decorative Traverse Rod Components

Item	Product No. & Finish	Description	Quantity per Box	Full Pack Price	Broken Pack Price
	8361116061 Gray	1 3/8" Estate™ Rod Extrusion	128 feet per box	\$570.26	n/a
	8361116064 Bronze	16 foot			
	84315064 Bronze	1 3/8" Estate™ Rod	20 pieces per box	\$0.75	n/a
	84315025 White	Right Endcap			
	84316064 Bronze	1 3/8" Estate™ Rod	20 pieces per box	\$0.75	n/a
	84316025 White	Left Endcap			
	1832242 Antique Silver	1 3/8" Designer Metals™ Estate™ Fascia	96 feet per box	\$745.98	n/a
	1832243 Black				
	1832244 Brushed Bronze				
	1043898 Elegant Brass				
	1832246 Gilded Bronze				
	1043942 Gunmetal				
	1832248 Polished Nickel				
	1832249 Satin Nickel				
	8350516059 Black	1 3/8" Wood Trends™ Estate™ Fascia	64 feet per box	\$326.72	n/a
	8350516841 Coffee				
	8350516825 Dark Chocolate				
	8350516820 Estate Oak				
	8350516083 Mahogany				
	8350516830 Marble				
	8350516835 Truffle				
	8350516025 White				
	56498770 Black	1 3/8" Wrought Iron Estate™ Fascia	96 feet per box	\$774.35	n/a
	56498803 Chalk				
	56498804 Graphite				
	56498805 Heirloom Copper				
	56498802 Iron Oxide				
	56498777 Rust				






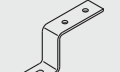
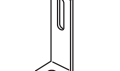
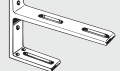
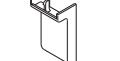
Estate™ 2" Decorative Traverse Rod Components

Item	Product No. & Finish	Description	Quantity per Box	Full Pack Price	Broken Pack Price					
	1832250	Antique Silver								
	1832251	Black								
	1832252	Brushed Bronze	2" Designer Metals™ Estate™ Fascia 8 foot	96 feet per box	\$1,007.34	n/a				
	1043914	Elegant Brass								
	1832254	Gilded Bronze								
	1043958	Gunmetal								
	1832256	Polished Nickel								
	1832257	Satin Nickel								
	9350516059	Black								
	9350516841	Coffee								
	9350516825	Dark Chocolate								
	9350516820	Estate Oak	2" Wood Trends™ Estate™ Fascia 16 foot	64 feet per box	\$714.76	n/a				
	9350516083	Mahogany								
	9350516830	Marble								
	9350516835	Truffle								
	9350516025	White								
	9350516091	Unfinished								
		9360116061					Gray	Estate™ Rod Aluminum Track <i>For use with rounded fascias</i> 16 foot	128 feet per box	\$625.20
9360116064		Bronze								
	8360116061	Gray					Estate™ Rod Aluminum Track 16 foot	128 feet per box	\$578.88	n/a
	8360116059	Black								
	8360116064	Bronze								
	8360116025	White								
	84305025	White	Estate™ Rod Universal Endcap	20 pieces per box	\$1.22	n/a				


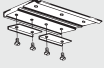
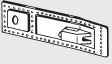






Estate™ 1 3/8" & 2" Decorative Traverse Rod Components

Item	Product No. & Finish	Description	Quantity Per Box	Full Pack Price	Broken Pack Price
	84103059 Black 84103061 Zinc	Architrac® Series 94001 Right Wheeled Overlap Master	10 pieces per box	\$5.99	\$8.31
	84104059 Black 84104061 Zinc	Architrac® Series 94001 Left Wheeled Overlap Master	10 pieces per box	\$5.99	\$8.31
	84213059 Black 84213061 Zinc	Wheeled Butt Master Carrier Right	10 pieces per box	\$5.29	\$7.35
	84214059 Black 84214061 Zinc	Wheeled Butt Master Carrier Left	10 pieces per box	\$5.29	\$7.35
	84110059 Black 84110025 Zinc	Wheeled Butt Master Carrier Right	10 pieces per box	\$5.92	\$8.22
	84111059 Black 84111025 Zinc	Wheeled Butt Master Carrier Left	10 pieces per box	\$5.92	\$8.22
	82100059 Black 82100025 White	100% Wheeled Ripplefold™ Carriers	500 pieces per box	\$0.48	\$0.68
	82080059 Black 82080025 White	80% Wheeled Ripplefold™ Carriers	500 pieces per box	\$0.48	\$0.68
	82060059 Black 82060025 White	60% Wheeled Ripplefold™ Carriers	500 pieces per box	\$0.48	\$0.68
	82120059 Black 82120025 White	120% Wheeled Ripplefold™ Carriers	100 pieces per box	\$0.48	\$0.68
	82001059 Black 82001064 Bronze 82001061 Gray 82001025 White	Ripplefold™ 2 Sides Snap Pendant <i>For use with wheeled slides</i>	500 pieces per box	\$0.07	\$0.10
	86700059 Black 86700064 Bronze 86700061 Gray 86700025 White	16mm Ball Bearing Carrier	100 pieces per box	\$0.30	\$0.42







Estate™ 1 3/8" & 2" Decorative Traverse Rod Components

Item	Product No. & Finish	Description	Quantity Per Box	Full Pack Price	Broken Pack Price
	94125090 Anodized 94125025 White	Double Wall Bracket Clearance: 1 1/4"-2 1/2" Return: 6" <i>For use with ceiling bracket 94130xxx</i>	20 pieces per box	\$8.24	\$11.44
	94130090 Anodized 94130025 White	Ceiling Bracket	20 pieces per box	\$3.78	\$5.24
	1857324 Black 1856978 Brushed Bronze 1856973 Satin Nickel	Designer Metals™ Wall Bracket Clearance: 1 3/4"-3 1/4" Return: 3 1/2"-4 1/2"	20 pieces per box	\$5.62	\$7.81
	94129061 Zinc	Wall Bracket Clearance: 1 3/4"-3 1/4" Return: 3 1/2"-4 1/2"	20 pieces per box	\$4.51	\$6.27
	71134110 Satin Brass	Double Bracket	10 pieces per box	\$12.10	\$16.80
	1796061 Zinc	Ceiling Mount Bracket <i>For use with ceiling bracket 94130xxx</i>	50 pieces per box	\$0.89	n/a
	94162061 Zinc	Return Plate	500 pieces per box	\$0.41	\$0.57
	71132062 Antique Brass 71132006 Black 71132110 Satin Brass 71132012 Satin Nickel	Double Bracket	10 pieces per box	\$12.10	\$16.80
	51238025 White	Cover Plate	20 pieces per box	\$1.21	\$1.68









Estate™ 1 3/8" & 2" Decorative Traverse Rod Components

Item	Product No. & Finish	Description	Quantity Per Box	Full Pack Price	Broken Pack Price
	921451059 Black 921451058 Clear 921451025 White	1" Ripplefold™ Snap Tape	100 yards per box	\$2.25	\$3.13
	94109090 Anodized	Splice	20 pieces per box	\$5.99	\$8.31
	94145025 White	Pleated Stiffener with Grommets	100 pieces per box	\$0.61	\$0.84
	94146025 White	Ripplefold™ Stiffener with Grommets	100 pieces per box	\$0.61	\$0.84
	92125061 Zinc	Male Snap	100 pieces per box	\$0.54	\$0.74
	92126061 Zinc	Eyelet for Male Snap	100 pieces per box	\$0.33	\$0.46
	91223061 Zinc	Rod Stop	100 pieces per box	\$0.27	\$0.37
	84301058	Two-Way Universal Pulley Assembly	20 pieces per box	\$4.26	\$5.93
	84302058	One-Way Universal Pulley Assembly	20 pieces per box	\$4.26	\$5.93
	412000890 Black 412000370 Bronze 412000820 Gray 6810355000 White	3.5mm Traverse Cord	142 yards per roll	\$44.70	n/a
	1042822 White	Tension Device for Traverse Rods	250 pieces per box	\$4.90	n/a
	1045674	Cord Tension Device Kit	250 pieces per box	\$1.09	n/a
	1045048	Tension Device Warning Tag	1 pack - 1,000 pieces per pack	\$37.10	n/a

Estate™ 1 3/8" & 2" Decorative Traverse Rod Components

Item	Product No. & Finish	Description	Quantity Per Box	Full Pack Price	Broken Pack Price	
	1037765	Antique Silver	6 pieces per box	\$25.38	\$35.25	
	1037766	Black				
	1037767	Brushed Bronze				
	1043922	Elegant Brass				Designer Metals Baton
	1037769	Gilded Bronze				36" with clip
	1043966	Gunmetal				
	1037820	Polished Nickel				
	1037821	Satin Nickel				
	1037822	Antique Silver	6 pieces per box	\$27.57	\$38.30	
	1037823	Black				
	1037824	Brushed Bronze				
	1043923	Elegant Brass				Designer Metals Baton
	1037826	Gilded Bronze				48" with clip
	1043967	Gunmetal				
	1037827	Polished Nickel				
	1037828	Satin Nickel				
	1037829	Antique Silver	6 pieces per box	\$37.95	\$52.71	
	1037830	Black				
	1037831	Brushed Bronze				
	1043925	Elegant Brass				Designer Metals Baton
	1037833	Gilded Bronze				60" with clip
	1043968	Gunmetal				
	1037834	Polished Nickel				
	1037835	Satin Nickel				
	1037836	White	Designer Metals Baton 36" with clip ADA Compliant	6 pieces per box	\$42.15	\$58.53
	1037837	White	Designer Metals Baton 48" with clip ADA Compliant	6 pieces per box	\$44.33	\$61.57
	1037838	White	Designer Metals Baton 60" with clip ADA Compliant	6 pieces per box	\$54.70	\$75.98

Estate™ 1 3/8" & 2" Decorative Traverse Rod Components

Item	Product No. & Finish	Description	Quantity Per Box	Full Pack Price	Broken Pack Price
  End of Baton	1037839	Unfinished	Wood Trends Baton 36" with clip	6 pieces per box	\$15.50
	1037840	Black			
	1037841	Coffee			
	1037842	Dark Chocolate			
	1037843	Mahogany			
	1037844	Marble			
	1037845	Truffle			
	1037846	Estate Oak			
	1037847	White			
  End of Baton	1037848	Unfinished	Wood Trends Baton 48" with clip	6 pieces per box	\$19.65
	1037849	Black			
	1037850	Coffee			
	1037851	Dark Chocolate			
	1037852	Mahogany			
	1037853	Marble			
	1037854	Truffle			
	1037855	Estate Oak			
	1037856	White			
  End of Baton	1037857	Unfinished	Wood Trends Baton 60" with clip	6 pieces per box	\$24.28
	1037858	Black			
	1037859	Coffee			
	1037860	Dark Chocolate			
	1037861	Mahogany			
	1037862	Marble			
	1037863	Truffle			
	1037864	Estate Oak			
	1037865	White			
  End of Baton	1037866	Unfinished	Wood Trends Baton 72" with clip	6 pieces per box	\$28.11
	1037867	Black			
	1037868	Coffee			
	1037869	Dark Chocolate			
	1037870	Mahogany			
	1037871	Marble			
	1037872	Truffle			
	1037873	Estate Oak			
	1037874	White			



1 3/8" Designer Metals | Black
Briggs | Black + Satin Nickel
Satin Nickel


ARCHITRAC® SERIES: PRACTICAL PRECISION

Perfect union of **efficiency** and **performance** in one package.

Multiple configurations to suit all of your needs.

Simple solutions for complex drapery needs.

With the versatility of Architrac, it's no wonder this high performing track can be found in a variety of spaces. Residential and commercial applications can benefit from the function of this simple track. Configure your track to meet your needs, then watch it exceed your expectations.





CONTENTS

- 48 Overview
- 50 Why Architrac®
- 51 Operating Systems
- 52 Architrac® at a Glance
- 54 Series 94001 & Components
- 58 Series 94003 & Components
- 60 Series 94004 & Components
- 62 Series 94005 & Components
- 64 Series 9046 & Components
- 68 Series 9600 & Components
- 72 K-Rail & Components
- 74 Architrac® Components



COLLECTION OVERVIEW

7 **UNIQUE SYSTEMS**
Versatility at it's best

3 **DRAPERY HEADINGS**
Pleated, Ripplefold™, Cubicle*

5 **DRAW TYPES**
Motorized, Hand, Baton,
Baton Duplex and Cord

1 **PRACTICAL COLLECTION**

AMP™ MOTORIZATION COMPATIBLE
Architrac® Series 94001 only

1 | Series 94001
2 | Series 94003

3 | Series 94004
4 | Series 94005
5 | K-Rail
6 | Series 9046
7 | Series 9600





3



4



5



6

7

/ 49

Why Architrac®

The Architrac® heading system supports the three most popular drapery heading styles, Ripplefold™, pleated and cubicle. Outstanding functionality for commercial applications, versatile enough for residential applications, Architrac® delivers performance for the most demanding applications. All assembled sets come complete and ready-to-install, and are available in manually traversing systems, or Series 94001 can be upgraded with AMP™ Motorization.

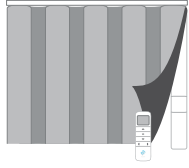
A perfect complement to the Architrac® series, our new K-Rail allows you to use any of our 1 $\frac{3}{8}$ " finials from any of our collections, no matter the material or finish. You now have the ultimate power to customize your design since our K-Rail is designed in finishes that complement all of our collection finishes perfectly. You can finally bring your project to another level of customization.



Operating Systems

Motorized Draw

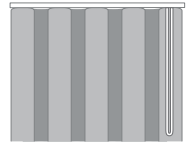
AMP™ Motorization



- Easy to use
- Quiet, powerful motor
- Pleated or Ripplefold™
- For Estate™ Traverse Rods or Architrac® Series 94001
- For more information, see page 8

Manual Draw

Cord Draw



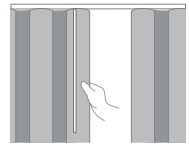
- Easy to use
- Pleated or Ripplefold™

Hand/Baton Draw



- Easy to use
- A gentle tug allows drapery to glide across track
- Pleated or Ripplefold™


Baton Duplex Draw



- Easy to use
- Used on split draw rods
- Pleated or Ripplefold™
- When the baton is pulled on one stack, draperies on both sides of the traverse rod open or close


Header Styles

Ripplefold



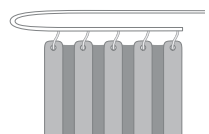
- Panels can be pressed flat, yet fall into fold
- No hooks or pins
- Headings are suspended under track
- Stack back is less than conventional pleated draperies
- Draperies snap on/off carriers for easy installation
- Interior drapery appearance is identical to exterior-facing appearance

Pleated



- A classic header option
- Can be used with most track systems using slip-in or pin-on hooks
- Headings can be suspended under the track or over the face of the track to conceal hardware
- Four carriers per foot is standard, additional carriers or rings can be ordered

Cubicle



- An excellent choice where privacy is necessary; often found in healthcare facilities, this heading style can be used more creatively as a soft treatment room divider or a shower curtain rod
- Smooth, snag free operation
- Extra durable extruded aluminum constructions
- Inner surface is center grooved for easy installation

Architrac® at a Glance

To help determine which system is right for your project, use the guideline below to select the best fit. For more detailed information about each track, please visit our resource library at kirsch.com.

Architrac® Series	94001	94003	94004	94005	9046	9600	K-Rail
What is your preferred Draw type?							
Hand Baton Draw	•	•	•	•	•	•	•
Cord Duplex Draw	•						
Motorized	•						
What is your preferred Drapery Heading type?							
Pleated	•	•	•	•	•	•	•
Cubicle		•	•	•	•	•	•
Ripplefold™	•	•	•	•			•
What is your mounting location?							
Ceiling Mount	•	•	•	•	•	•	•
Wall Mount	•	•				•	•
Recessed Mount	•	•	•	•	•	•	
Suspension Mount						•	
Is an Angular Bend or Curve needed? (Architrac® Series 94001 with AMP™ Motorization cannot be bent or curved)							
Can be bent or curved	•	•		•	•	•	
What is the Maximum Track Length?							
One-Way with manual up to:	20'	20'	16'	16'	16'	20'	16'
Two-Way with manual up to:	40'	20'	32'	32'	32'	40'	16'
One-Way with Motorization up to:	16'	-	-	-	-	-	-
Two-Way with Motorization up to:	16'	-	-	-	-	-	-
What are the Fabric Weight requirements? (weight shown is pounds per linear foot)							
One-Way	4 LBS	4 LBS	4 LBS	4 LBS	4 LBS	4 LBS	4 LBS
Two-Way	4 LBS	4 LBS	4 LBS	4 LBS	4 LBS	4 LBS	4 LBS



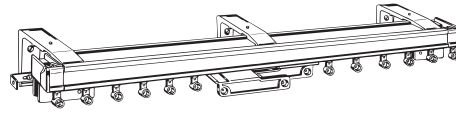
Architrac® Series 94001

Series 94001 Overview

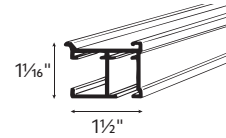
Overview

- AMP™ Motorization available
- Assembled sets includes all necessary components
- Most versatile Architrac® Rod
- Heavy duty, ball bearing pulleys
- Heavy duty, wheeled (Ripplefold™) or ball bearing (pleated) carriers
- Can be curved or bent (not available for motorized tracks)
- Wall or ceiling mount available
- Manual or Motorized Drawn Rods

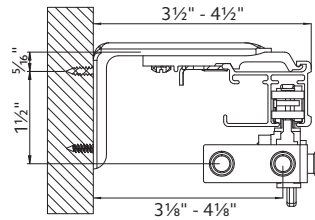
Track Style



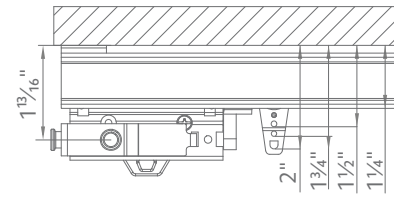
Dimensions




Wall Mount



Ceiling Mount



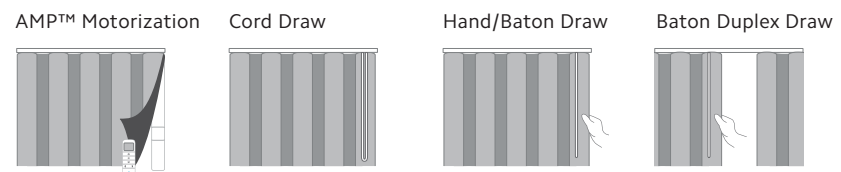
Available Colors



Draw	Mount	Operation	Maximum Track Set	Maximum Fabric Weight	Pounds Per Foot
One-Way	Ceiling	Manual	20'	80 lbs.	4
	Wall	Motorized	16'	64 lbs.	4
Two-Way	Ceiling	Manual	40'	160 lbs.	4
	Wall	Motorized	16'	64 lbs.	4

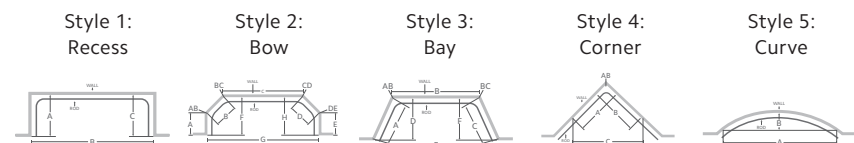
Max track lengths and maximum fabric weights do not apply to curved tracks. Send complete specifications and fabric weight to customer service for feasibility.

Available Draw Types



Available Bends

Architrac® Series 94001 with AMP™ Motorization cannot be bent or curved.



For more detailed information about this track, please visit our resource library at kirsch.com.

Architrac® Series 94001

Series 94001 Set & Tracks



Manual Traversing Rods with Selected Carriers

AMP™ Motorization Upcharge

Charger, item #62201300 included. Remotes sold separately.

add \$603.00

Product Number & Finish

94270H025 White	94270H064 Bronze
94270H090 Gray	94270H059 Black

20' tracks available in white only.

Assembled Set

Track Size	1.5' to 2'	4'	6'	8'	10'	12'	14'	16'	20'	24'	28'	32'	36'	40'
Price	\$100	\$118	\$145	\$173	\$204	\$231	\$262	\$292	\$349	\$408	\$466	\$524	\$583	\$641
ONE-WAY DRAW MAXIMUM														

Track Only

Track Size	1.5' to 2'	4'	6'	8'	10'	12'	14'	16'	20'
Price	\$43	\$52	\$60	\$69	\$81	\$88	\$99	\$107	\$126

- * **Bend Fee:** \$75 per bend.
- * **Curve Fee:** \$17 per foot fee. To calculate total cost of curve fee multiply \$17 times the total track length in feet. The minimum curving fee per track is \$109.
- * **Crating fee:** \$50 is also applied which is not included in the bending fee or the minimum curving fee. Crate fee (per line item, identical rods). If quantity requires multiple crates, \$50 will be charged per crate.

Series 94001 Components

Item	Product No. & Finish	Description	Quantity Per Box	Full Pack Price	Broken Pack Price
	9400112025 White	Aluminum Track 12' PC Compatible with: Architrac Series 94001	192 feet per box	\$3.22	\$4.49
	9400116061 Gray 9400116059 Black 9400116064 Bronze 9400116025 White	Aluminum Track 16' PC Compatible with: Architrac Series 94001	256 feet per box	\$3.18	\$4.42
	9400120025 White	Aluminum Track 20' PC Compatible with: Architrac Series 94001	320 feet per box	\$3.32	\$4.62
	94130090 Anodized 94130025 White	Ceiling Bracket Compatible with: Architrac Series 94001	20 pieces per box	\$3.78	\$5.24
	84129059 Black 84129064 Bronze 84129025 White 84129061 Zinc	Wall Bracket Compatible with: Architrac Series 94001	20 pieces per box	\$4.49	\$6.23
	94109090 Anodized	Splice Compatible with: Architrac Series 94001	20 pieces per box	\$5.99	\$8.31
	84303059 Black 84303064 Bronze 84303061 Gray 84303025 White	Right Endcap Compatible with: Architrac Series 94001	20 pieces per box	\$0.83	\$1.15

Architrac® Series 94001

Item	Product No. & Finish	Description	Quantity Per Box	Full Pack Price	Broken Pack Price	
	84304059	Black	Left Endcap Compatible with: Architrac Series 94001	20 pieces per box	\$0.83	
	84304064	Bronze				
	84304061	Gray				
	84304025	White				
	94121058	Clear	Center Pulley Compatible with: Architrac Series 94001	10 pieces per box	\$8.31	\$11.54
	84105061	Zinc	Right Wheeled Over the Top Master Compatible with: Architrac Series 94001	10 pieces per box	\$5.99	\$8.31
	84106061	Zinc	Left Wheeled Over the Top Master Compatible with: Architrac Series 94001	10 pieces per box	\$5.99	\$8.31
	84110059	Black	Right Wheeled Butt Master Compatible with: Architrac Series 94001	10 pieces per box	\$5.92	\$8.22
	84110025	White				
	84111059	Black	Left Wheeled Butt Master Compatible with: Architrac Series 94001	10 pieces per box	\$5.92	\$8.22
	84111025	White				
	84213059	Black	Wheeled Butt Master Carrier - Right Compatible with: Architrac Series 94001	10 pieces per box	\$5.29	\$7.35
	84213061	Zinc				
	84214059	Black	Wheeled Butt Master Carrier - Left Compatible with: Architrac Series 94001	10 pieces per box	\$5.29	\$7.35
	84214061	Zinc				
	84103059	Black	Right Wheeled Overlap Master Compatible with: Architrac Series 94001	10 pieces per box	\$5.99	\$8.31
	84103061	Zinc				
	84104059	Black	Left Wheeled Overlap Master Compatible with: Architrac Series 94001	10 pieces per box	\$5.99	\$8.31
	84104061	Zinc				
	84107061	Zinc	Right Wheeled Through the Fabric Master* Compatible with: Architrac Series 94001	10 pieces per box	\$5.99	\$8.31
	84108061	Zinc	Left Wheeled Through the Fabric Master* Compatible with: Architrac Series 94001	10 pieces per box	\$5.99	\$8.31
	4120000890	Black	3.5mm Traverse Cord Compatible with: Architrac Series 94001	142 yards per roll	\$44.70	n/a
	4120000370	Bronze				
	4120000820	Gray				
	6810355000	White				

*Baton with adapter is attached through fabric with hex head screw (94166061) and baton holder (94165058).
Draperies must be fabricated with Kirsch® stiffener (94146025).

Architrac® Series 94001

Item	Product No. & Finish	Description	Quantity Per Box	Full Pack Price	Broken Pack Price
	1042822 White	Tension Device for Traverse Rods Compatible with: Architrac Series 94001	250 pieces per box	\$4.90	n/a
	1045674	Cord Tension Device Kit Compatible with: Architrac Series 94001	250 pieces per box	\$1.09	n/a
	1045048	Tension Device Warning Tag Compatible with: Architrac Series 94001	1 pack - 1,000 pieces per pack	\$37.10	n/a
	94101059 Black 94101025 White	1" Right Ball Bearing Pulley Compatible with: Architrac Series 94001	10 pieces per box	\$5.25	\$7.29
	94102025 White	1" Left Ball Bearing Pulley Compatible with: Architrac Series 94001	10 pieces per box	\$5.25	\$7.29
	84301058	Universal Two-Way Pulley Assembly Compatible with: Architrac Series 94001	20 pieces per box	\$4.26	\$5.93
	84302058	Universal One-Way Pulley Assembly Compatible with: Architrac Series 94001	20 pieces per box	\$4.26	\$5.93

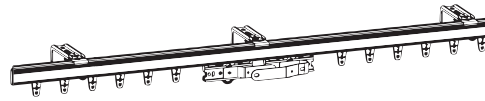
Architrac® Series 94003

Series 94003 Overview

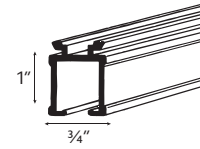
Overview

- Assembled sets includes all necessary components
- Most versatile baton draw track
- Heavy duty, wheeled (Ripplefold™) or ball bearing (pleated) carriers
- Can be curved or bent
- Wall or ceiling mount available
- Baton options available

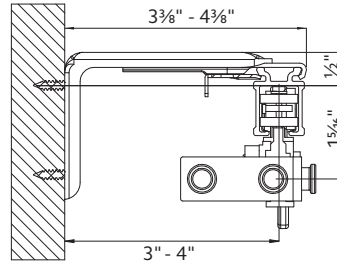
Track Style



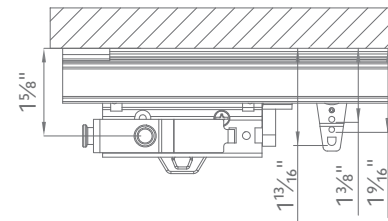
Dimensions




Wall Mount



Ceiling Mount



Available Colors



Draw	Mount	Operation	Maximum Track Set	Maximum Fabric Weight	Pounds Per Foot
One-Way	Ceiling	Manual	20'	80 lbs	4
	Wall Recessed				
Two-Way	Ceiling	Manual	40'	160 lbs	4
	Wall Recessed				

Max track lengths and maximum fabric weights do not apply to curved tracks. Send complete specifications and fabric weight to customer service for feasibility.

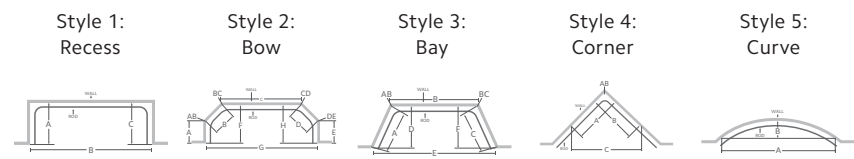
Available Draw Types

Hand/Baton Draw



Available Bends

Architrac® Series 94001 with AMP™ Motorization cannot be bent or curved.



For more detailed information about this track, please visit our resource library at kirsch.com.

Architrac® Series 94003

Series 94003 Set & Tracks



Manual Traversing Rods with Selected Carriers

Product Number & Finish

94373025	White	94373064	Bronze
94373090	Gray	94373059	Black

20' tracks available in white only.

Assembled Set

Track Size	1.5' to 2'	4'	6'	8'	10'	12'	14'	16'	20'	24'	28'	32'	36'	40'
Price	\$93	\$99	\$113	\$126	\$137	\$153	\$165	\$177	\$204	\$228	\$254	\$282	\$307	\$333
ONE-WAY DRAW MAXIMUM														

Track Only

Track Size	1.5' to 2'	4'	6'	8'	10'	12'	14'	16'	20'
Price	\$41	\$44	\$51	\$56	\$61	\$67	\$73	\$79	\$88

* **Bend Fee:** \$75 per bend.

* **Curve Fee:** \$17 per foot fee. To calculate total cost of curve fee multiply \$17 times the total track length in feet. The minimum curving fee per track is \$109.

* **Crating fee:** \$50 is also applied which is not included in the bending fee or the minimum curving fee.

Crate fee (per line item, identical rods). If quantity requires multiple crates, \$50 will be charged per crate.

Series 94003 Components

Item	Product No. & Finish	Description	Quantity Per Box	Full Pack Price	Broken Pack Price
	9400312025 White	Aluminum Track 12' PC Compatible with: Architrac Series 94003	216 feet per box	\$1.98	\$2.74
	9400316061 Gray 9400316059 Black 9400316064 Bronze 9400316025 White	Aluminum Track 16' PC Compatible with: Architrac Series 94003	288 feet per box	\$1.98	\$2.74
	9400320025 White	Aluminum Track 20' PC Compatible with: Architrac Series 94003	360 feet per box	\$2.02	\$2.80

Architrac® Series 94004

Series 94004 Overview

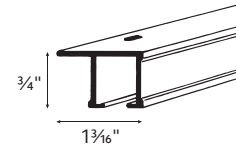
Overview

- Assembled sets includes all necessary components
- Low profile, baton draw rod ($\frac{3}{4}$ "
- Heavy duty, wheeled (Ripplefold™) or ball bearing (pleated) carriers
- Cannot be curved or bent
- Ceiling mount only
(Track pre-drilled 16" on center for direct ceiling mount)
- Baton options available

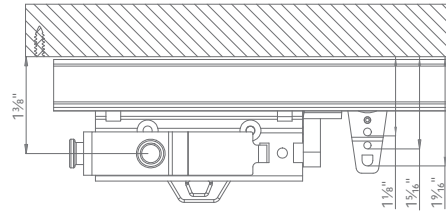
Track Style




Dimensions




Ceiling Mount



Available Colors



White



Gray



Bronze



Black

Draw	Mount	Operation	Maximum Track Set	Maximum Fabric Weight	Pounds Per Foot
One-Way	Ceiling Recessed	Manual	16'	64 lbs	4
Two-Way	Ceiling Recessed	Manual	32'	128 lbs	4

Max track lengths and maximum fabric weights do not apply to curved tracks. Send complete specifications and fabric weight to customer service for feasibility.

Available Draw Types

Hand/Baton Draw



For more detailed information about this track, please visit our resource library at kirsch.com.

Architrac® Series 94004

Series 94004 Set & Tracks



Manual Traversing Rods with Selected Carriers

Product Number & Finish

94374025	White	94374064	Bronze
94374090	Gray	94374059	Black

20' tracks available in white only.

Assembled Set

Track Size	1.5' to 2'	4'	6'	8'	10'	12'	14'	16'	20'	24'	28'	32'
Price	\$88	\$97	\$106	\$121	\$132	\$142	\$157	\$168	\$193	\$220	\$242	\$268
ONE-WAY DRAW MAXIMUM												

Track Only

Track Size	1.5' to 2'	4'	6'	8'	10'	12'	14'	16'
Price	\$41	\$45	\$53	\$59	\$66	\$71	\$79	\$85

Series 94004 Components

Item	Product No. & Finish	Description	Quantity Per Box	Full Pack Price	Broken Pack Price
------	----------------------	-------------	------------------	-----------------	-------------------



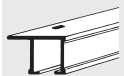
9400412025 White

Aluminum Track 12' | PC
Compatible with: Architrac Series 94004

216 feet per box

\$2.29

\$3.18



9400416061 Gray
9400416059 Black
9400416064 Bronze
9400416025 White

Aluminum Track 16' | PC
Compatible with: Architrac Series 94004

288 feet per box

\$2.22

\$3.09

Architrac® Series 94005

Series 94005 Overview

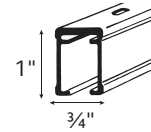
Overview

- Assembled sets includes all necessary components
- Heavy duty, wheeled (Ripplefold™) or ball bearing (pleated) carriers
- Can be curved or bent
- Ceiling mount only (Track pre-drilled 16" on center for direct ceiling mount)
- Baton options available

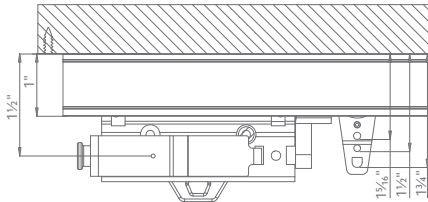
Track Style




Dimensions



Ceiling Mount



Available Colors



White



Gray



Bronze



Black

Draw	Mount	Operation	Maximum Track Set	Maximum Fabric Weight	Pounds Per Foot
One-Way	Ceiling Recessed	Manual	16'	64 lbs	4
Two-Way	Ceiling Recessed	Manual	32'	128 lbs	4

Max track lengths and maximum fabric weights do not apply to curved tracks. Send complete specifications and fabric weight to customer service for feasibility.

Available Draw Types

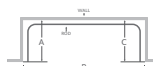
Hand/Baton Draw



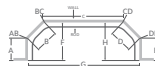
Available Bends

Architrac® Series 94001 with AMP™ Motorization cannot be bent or curved.

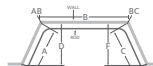
Style 1:
Recess



Style 2:
Bow



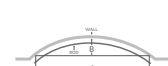
Style 3:
Bay



Style 4:
Corner



Style 5:
Curve



For more detailed information about this track, please visit our resource library at kirsch.com.

Architrac® Series 94005

Series 94005 Set & Tracks



Manual Traversing Rods with Selected Carriers

Product Number & Finish

94375025	White	94375064	Bronze
94375090	Gray	94375059	Black

20' tracks available in white only.

Assembled Set

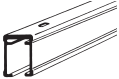
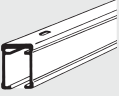
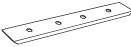

Track Size	1.5' to 2'	4'	6'	8'	10'	12'	14'	16'	20'	24'	28'	32'
Price	\$95	\$100	\$113	\$126	\$138	\$154	\$166	\$180	\$205	\$231	\$258	\$284
ONE-WAY DRAW MAXIMUM												

Track Only

Track Size	1.5' to 2'	4'	6'	8'	10'	12'	14'	16'
Price	\$42	\$47	\$56	\$61	\$69	\$77	\$85	\$83

- * **Bend Fee:** \$75 per bend.
- * **Curve Fee:** \$17 per foot fee. To calculate total cost of curve fee multiply \$17 times the total track length in feet. The minimum curving fee per track is \$109.
- * **Crating fee:** \$50 is also applied which is not included in the bending fee or the minimum curving fee. Crate fee (per line item, identical rods). If quantity requires multiple crates, \$50 will be charged per crate.

Series 94005 Components

Item	Product No. & Finish	Description	Quantity Per Box	Full Pack Price	Broken Pack Price
	9400512025 White	Aluminum Track 12' PC Compatible with: Architrac Series 94005	216 feet per box	\$2.62	\$3.64
	9400516061 Gray 9400516059 Black 9400516064 Bronze 9400516025 White	Aluminum Track 16' PC Compatible with: Architrac Series 94005	288 feet per box	\$2.58	\$3.59
	94111061 Zinc	Splice Compatible with: Architrac Series 94005	10 pieces per box	\$2.25	\$3.13
	94141055 Light Gray	Endcap Compatible with: Architrac Series 94005	20 pieces per box	\$0.76	\$1.06

Architrac® Series 9046

Series 9046 Overview

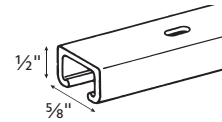
Overview

- Assembled sets includes all necessary components
- Low profile, cubicle track (1/2")
- Ideal for cubicle curtains for commercial applications
- Can be curved or bent
- Baton options available
- Pleated or cubicle carriers

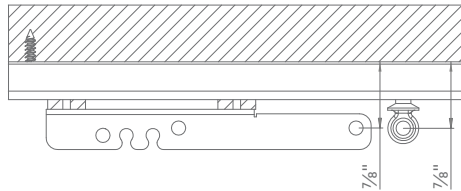
Track Style




Dimensions




Ceiling Mount



Available Colors



White



Gray



Bronze



Black

Draw	Mount	Operation	Maximum Track Set	Maximum Fabric Weight	Pounds Per Foot
One-Way	Ceiling Recessed Suspension	Manual	16'	64 lbs	4
Two-Way	Ceiling Recessed Suspension	Manual	32'	128 lbs	4

Max track lengths and maximum fabric weights do not apply to curved tracks. Send complete specifications and fabric weight to customer service for feasibility.

Available Draw Types

Hand/Baton Draw



For more detailed information about this track, please visit our resource library at kirsch.com.

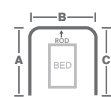
Available Bends

Architrac® Series 94001 with AMP™ Motorization cannot be bent or curved.

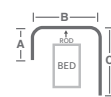
Cubicle Style 1:
L-Shaped



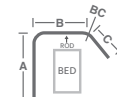
Cubicle Style 2:
Long-U



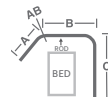
Cubicle Style 3:
J-Track



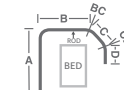
Cubicle Style 4:
J-Track
Offset Right



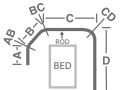
Cubicle Style 5:
J-Track
Offset Left



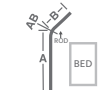
Cubicle Style 6:
Obtuse
J-Track Right



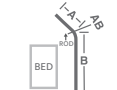
Cubicle Style 7:
Obtuse
J-Track Left



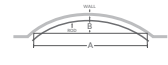
Cubicle Style 8:
Straight
Offset Right



Cubicle Style 9:
Straight
Offset Left



Cubicle Style 5:
Curved



Architrac® Series 9046

Series 9046 Set & Tracks



Manual Traversing Rods with Selected Carriers

Product Number & Finish

9045025	White	9045064	Bronze
9045090	Gray	9045059	Black

20' tracks available in white only.

Assembled Set

Track Size	1.5' to 2'	4'	6'	8'	10'	12'	14'	16'	20'	24'	28'	32'
Price	\$60	\$67	\$77	\$89	\$102	\$115	\$127	\$137	\$165	\$190	\$212	\$237
ONE-WAY DRAW MAXIMUM												

Track Only

Track Size	1.5' to 2'	4'	6'	8'	10'	12'	14'	16'
Price	\$40	\$44	\$47	\$54	\$59	\$66	\$69	\$76

- * **Bend Fee:** \$75 per bend.
- * **Curve Fee:** \$17 per foot fee. To calculate total cost of curve fee multiply \$17 times the total track length in feet. The minimum curving fee per track is \$109.
- * **Crating fee:** \$50 is also applied which is not included in the bending fee or the minimum curving fee. Crate fee (per line item, identical rods). If quantity requires multiple crates, \$50 will be charged per crate.

Series 9046 Components

Item	Product No. & Finish	Description	Quantity Per Box	Full Pack Price	Broken Pack Price
	904612025 White	Aluminum Track 12' PC Compatible with: Architrac Series 9046	360 feet per box	\$2.46	n/a
	904616061 Gray 904616059 Black 904616064 Bronze 904616025 White	Aluminum Track 16' PC Compatible with: Architrac Series 9046	480 feet per box	\$2.46	n/a
	9684061 Zinc	End Stop with Pin Hole Return Compatible with: Architrac Series 9046	20 pieces per box	\$2.72	\$3.77
	9682055 Gray	End Stop Compatible with: Architrac Series 9046	20 pieces per box	\$1.99	\$2.76
	9646061 Zinc	Splice Compatible with: Architrac Series 9046	20 pieces per box	\$1.83	\$2.55
	9644061 Zinc	Split Draw Master Slide Compatible with: Architrac Series 9046	10 pairs per box	\$3.76	\$5.23
	94158025 White	Right Baton Master Compatible with: Architrac Series 9046	20 pieces per box	\$2.25	\$3.13



Series 9046 | Cubicle

Architrac® Series 9046

Item	Product No. & Finish	Description	Quantity Per Box	Full Pack Price	Broken Pack Price
	94159025 White	Left Baton Master Compatible with: Architrac Series 9046	20 pieces per box	\$2.25	\$3.13
	92121025 White	Architrac® Snap Tab Slide Compatible with: Architrac Series 9046	1,000 pieces per box	\$0.83	\$1.14
	9688R061 Stainless Steel	Architrac® Stainless Steel Beadchain Compatible with: Architrac Series 9046	500 feet per box	\$0.90	\$1.26
	9689025 White	Architrac® 16" PVC Cubicle Hanger Compatible with: Architrac Series 9046	100 pieces per box	\$0.76	\$1.06
	9690061 Zinc	Architrac® Cubicle Drop Chain with Hook 16" Piece Compatible with: Architrac Series 9046	100 pieces per box	\$2.20	\$3.06
	9692061 Zinc	Architrac® Cubicle Chain Coupler Compatible with: Architrac Series 9046	200 pieces per box	\$0.61	\$0.84
	9693061 Zinc	Architrac® Cubicle Chain Shortener Compatible with: Architrac Series 9046	200 pieces per box	\$0.38	\$0.54

Architrac® Series 9600

Series 9600 Overview

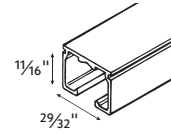
Overview

- Assembled sets includes all necessary components
- Heavy duty, cubicle track
- Ideal for cubicle curtains for commercial applications
- Splice available
- Carrier options available
- Can be curved or bent
- Wall, ceiling or suspension mount

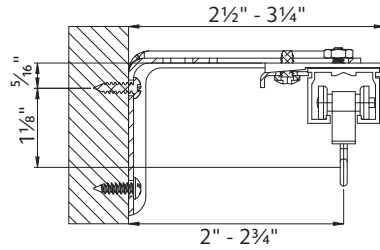
Track Style



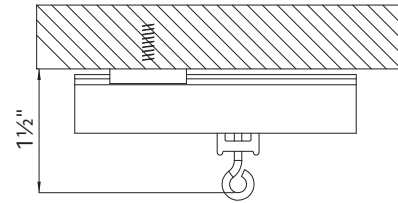
Dimensions




Wall Mount (use 81002xxx bracket)



Ceiling Mount



Available Colors



White



Gray



Bronze



Black

Draw	Mount	Operation	Maximum Track Set	Maximum Fabric Weight	Pounds Per Foot
One-Way	Ceiling	Manual	16'	64 lbs	4
	Recessed Suspension				
Two-Way	Ceiling	Manual	32'	128 lbs	4
	Recessed Suspension				

Max track lengths and maximum fabric weights do not apply to curved tracks. Send complete specifications and fabric weight to customer service for feasibility.

Available Draw Types

Hand/Baton Draw



For more detailed information about this track, please visit our resource library at kirsch.com.

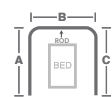
Available Bends

Architrac® Series 94001 with AMP™ Motorization cannot be bent or curved.

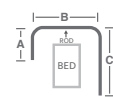
Cubicle Style 1:
L-Shaped



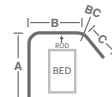
Cubicle Style 2:
Long-U



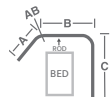
Cubicle Style 3:
J-Track



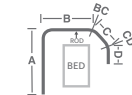
Cubicle Style 4:
J-Track
Offset Right



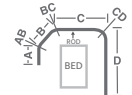
Cubicle Style 5:
J-Track
Offset Left



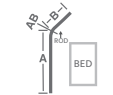
Cubicle Style 6:
Obtuse
J-Track Right



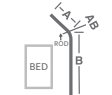
Cubicle Style 7:
Obtuse
J-Track Left



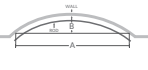
Cubicle Style 8:
Straight
Offset Right



Cubicle Style 9:
Straight
Offset Left



Cubicle Style 5:
Curved



Architrac® Series 9600

Series 9600 Set & Tracks



Manual Traversing Rods with Selected Carriers

Product Number & Finish

9605025	White	9605064	Bronze
9605090	Gray	9605059	Black

20' tracks available in white only.

Assembled Set

Track Size	1.5' to 2'	4'	6'	8'	10'	12'	14'	16'	20'	24'	28'	32'	36'	40'
Price	\$59	\$66	\$76	\$88	\$100	\$113	\$131	\$150	\$184	\$223	\$257	\$292	\$330	\$364
ONE-WAY DRAW MAXIMUM														

Track Only

Track Size	1.5' to 2'	4'	6'	8'	10'	12'	14'	16'	20'
Price	\$40	\$44	\$47	\$54	\$59	\$62	\$69	\$74	\$85

- * **Bend Fee:** \$75 per bend.
- * **Curve Fee:** \$17 per foot fee. To calculate total cost of curve fee multiply \$17 times the total track length in feet. The minimum curving fee per track is \$109.
- * **Crating fee:** \$50 is also applied which is not included in the bending fee or the minimum curving fee. Crate fee (per line item, identical rods). If quantity requires multiple crates, \$50 will be charged per crate.

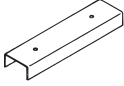







Series 9600 Components

Item	Product No. & Finish	Description	Quantity Per Box	Full Pack Price	Broken Pack Price
	960012061 Gray	Aluminum Track 12' PC Compatible with: Architrac Series 9600	300 feet per box	\$1.86	\$2.59
	960016061 Gray 960016059 Black 960016064 Bronze 960016025 White	Aluminum Track 16' PC Compatible with: Architrac Series 9600	400 feet per box	\$1.77	\$2.46
	960020061 Gray	Aluminum Track 20' PC Compatible with: Architrac Series 9600	500 feet per box	\$1.64	\$2.28
	9601061 Gray	Architrac® 20½" x 20½" 90° Bend 12" Radius Compatible with: Architrac Series 9600	1 piece per box	\$16.46	n/a
	9639061 Zinc	Ceiling Bracket Compatible with: Architrac Series 9600	10 pieces per box	\$3.26	\$4.52
	9610061 Zinc	End Stop Compatible with: Architrac Series 9600	50 pieces per box	\$1.71	\$2.37
	9611061 Zinc	Pull Out Compatible with: Architrac Series 9600	50 pieces per box	\$1.31	\$1.81



Series 9600 | Cubicle

Architrac® Series 9600

Item	Product No. & Finish	Description	Quantity Per Box	Full Pack Price	Broken Pack Price
	9612061 Zinc	Splice Compatible with: Architrac Series 9600	10 pieces per box	\$6.10	\$8.49
	9613061 Zinc	End Cap Compatible with: Architrac Series 9600	10 pieces per box	\$4.17	\$5.78
	962012090T Anodized	Tubing Suspension System 16' PC Compatible with: Architrac Series 9600	320 feet per box	\$4.65	\$6.46
	9623090 Anodized	Ceiling Flange for Suspension System Compatible with: Architrac Series 9600	10 pieces per box	\$10.77	\$14.97
	9626090 Anodized	Wall Flange for Suspension System Compatible with: Architrac Series 9600	10 pieces per box	\$11.98	\$16.64
	9624090 Anodized	Socket for Suspension System Compatible with: Architrac Series 9600	10 pieces per box	\$6.48	\$9.00
	9616061 Zinc	Slide with Metal Hook Compatible with: Architrac Series 9600	100 pieces per box	\$1.13	\$1.57
	9633061 Zinc	Slide with Steel Hook Compatible with: Architrac Series 9600	100 pieces per box	\$0.90	\$1.26

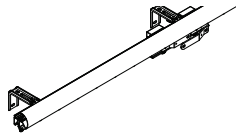
Architrac® K-Rail

K-Rail Overview

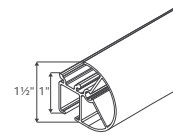
Overview

- Assembled sets includes all necessary components
- Versatile baton draw track adds a decorative element allowing for color coordination
- Compatible with every 1 3/8" finial
- Color coordinated to match with any finish
- Heavy duty, Ripplefold™ or ball bearing pleated carriers
- Wall or ceiling mount
- Baton options available

Track Style

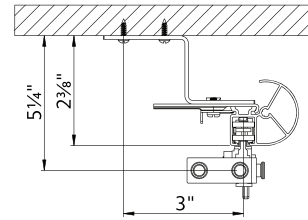
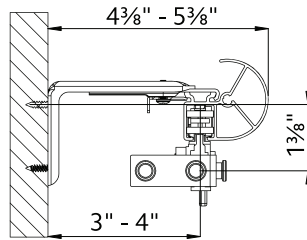


Dimensions




Wall Mount (use 81002xxx bracket)


Ceiling Mount



Available Colors



White



Gray



Bronze



Black

Draw	Mount	Operation	Maximum Track Set	Maximum Fabric Weight	Pounds Per Foot
One-Way	Ceiling Wall	Manual	16'	64 lbs	4
Two-Way	Ceiling Wall	Manual	16'	64 lbs	4

Max track lengths and maximum fabric weights do not apply to curved tracks. Send complete specifications and fabric weight to customer service for feasibility.

Available Draw Types

Hand/Baton Draw



For more detailed information about this track, please visit our resource library at kirsch.com.

Architrac® K-Rail

K-Rail Set & Tracks



Manual Traversing Rods with Selected Carriers

Product Number & Finish

9437K025	White	9437K064	Bronze
9437K090	Gray	9437K059	Black

20' tracks available in white only.

Assembled Set

Track Size	1.5' to 2'	4'	6'	8'	10'	12'	14'	16'	20'
Price	\$155	\$188	\$229	\$269	\$306	\$346	\$380	\$414	\$488

Track Only

Track Size	1.5' to 2'	4'	6'	8'	10'	12'	14'	20'
Price	\$47	\$61	\$77	\$89	\$106	\$121	\$135	\$150

K-Rail Components

Item	Product No. & Finish	Description	Quantity Per Box	Full Pack Price	Broken Pack Price
	8400316061	Gray	Aluminum Track 16' PC Compatible with: Architrac Series K-Rail	128 feet per box	\$6.66
	8400316059	Black			
	8400316064	Bronze			
	8400316025	White			
	84318059	Black	Endcap - Right Compatible with: Architrac Series K-Rail	20 pieces per box	\$0.90
	84318064	Bronze			
	84318061	Gray			
	84318025	White			
	84317059	Black	Endcap - Left Compatible with: Architrac Series K-Rail	20 pieces per box	\$0.90
	84317064	Bronze			
	84317061	Gray			
	84317025	White			

Architrac® Components

Architrac® Master Carriers

Item	Product No. & Finish	Description	Quantity Per Box	Full Pack Price	Broken Pack Price
	84211059 Black 84211061 Zinc	Architrac® Right Wheeled Butt Master Compatible with: Architrac Series 94003, 94004, 94005, K-Rail	10 pieces per box	\$4.49	\$6.23
	84212059 Black 84212061 Zinc	Architrac® Left Wheeled Butt Master Compatible with: Architrac Series 94003, 94004, 94005, K-Rail	10 pieces per box	\$4.49	\$6.23
	84203059 Black 84203061 Zinc	Architrac® Right Wheeled Overlap Master Compatible with: Architrac Series 94003, 94004, 94005, K-Rail	10 pieces per box	\$4.49	\$6.23
	84204059 Black 84204061 Zinc	Architrac® Left Wheeled Overlap Master Compatible with: Architrac Series 94003, 94004, 94005, K-Rail	10 pieces per box	\$4.49	\$6.23
	84205059 Black 84205061 Zinc	Architrac® Right Wheeled Over the top Master Compatible with: Architrac Series 94003, 94004, 94005	10 pieces per box	\$4.49	\$6.23
	84206059 Black 84206061 Zinc	Architrac® Left Wheeled Over the top Master Compatible with: Architrac Series 94003, 94004, 94005	10 pieces per box	\$4.49	\$6.23
	84207059 Black 84207061 Zinc	Architrac® Right Wheeled Through the Fabric Master* Compatible with: Architrac Series 94003, 94004, 94005, K-Rail	10 pieces per box	\$4.49	\$6.23
	84208059 Black 84208061 Zinc	Architrac® Left Wheeled Through the Fabric Master* Compatible with: Architrac Series 94003, 94004, 94005, K-Rail	10 pieces per box	\$4.49	\$6.23




Architrac® Components

Architrac® Wheeled Carriers

Item	Product No. & Finish	Description	Quantity Per Box	Full Pack Price	Broken Pack Price
	82120059 Black 82120025 White	120% Wheeled Ripplefold™ Carrier Compatible with: Architrac Series 94001, 94003, 94004, 94005, K-Rail	500 pieces per box	\$0.48	\$0.68
	82100059 Black 82100025 White	100% Wheeled Ripplefold™ Carrier Compatible with: Architrac Series 94001, 94003, 94004, 94005, K-Rail	500 pieces per box	\$0.48	\$0.68
	82080059 Black 82080025 White	80% Wheeled Ripplefold™ Carrier Compatible with: Architrac Series 94001, 94003, 94004, 94005, K-Rail	500 pieces per box	\$0.48	\$0.68
	82060059 Black 82060025 White	60% Wheeled Ripplefold™ Carrier Compatible with: Architrac Series 94001, 94003, 94004, 94005, K-Rail	500 pieces per box	\$0.48	\$0.68
	921451059 Black 921451058 Clear 921451025 White	1" Architrac® Ripplefold™ Snap Tape Compatible with: Architrac Series 94001, 94003, 94004, 94005, K-Rail	100 yards per box	\$2.25	\$3.13
	86700059 Black 86700064 Bronze 86700061 Gray 86700025 White	16mm Ball Bearing Carrier Compatible with: Architrac Series 94001, 94003, 94004, 94005, K-Rail	100 pieces per box	\$0.30	\$0.42
	82001059 Black 82001064 Bronze 82001061 Gray 82001025 White	Ripplefold™ 2 Sides Snap Pendant Compatible with: Architrac Series 94001, 94003, 94004, 94005, K-Rail	500 pieces per box	\$0.07	\$0.10
	92140025 White	Architrac® 120% Snap Ripplefold™ Carrier	1,000 pieces per box	\$0.42	\$0.58
	92141025 White	Architrac® 100% Snap Ripplefold™ Carrier	1,000 pieces per box	\$0.42	\$0.58
	92142025 White	Architrac® 80% Snap Ripplefold™ Carrier	1,000 pieces per box	\$0.42	\$0.58
	92143025 White	Architrac® 60% Snap Ripplefold™ Carrier	1,000 pieces per box	\$0.42	\$0.58

Architrac® Components

Architrac® Additional Carriers

Item	Product No. & Finish	Description	Quantity Per Box	Full Pack Price	Broken Pack Price
	9673061 Zinc	Architrac® Ball Bearing Carrier with Hooks	100 pieces per box	\$1.47	\$2.05
	9678R025 White	Architrac® Wheeled Carrier	1,000 pieces per box	\$0.17	\$0.24
	9687061 Zinc	Architrac® Ball Bearing Carrier with Hook Eyelet	100 pieces per box	\$1.65	\$2.29
	9685061 Zinc	Architrac® Molded Slide with Metal Hook	500 pieces per box	\$0.30	\$0.42
	9686061 Zinc	Architrac® Molded Slide with Eyelet	100 pieces per box	\$2.14	\$2.97
	92121025 White	Architrac® Snap Tab Slides	1,000 pieces per box	\$0.83	\$1.14
	94170025 White	Architrac® Molded Slide Carrier	1,000 pieces per box	\$0.47	n/a

Architrac® Components

Architrac® Brackets

Item	Product No. & Finish	Description	Quantity Per Box	Full Pack Price	Broken Pack Price	
	81003059	Black	3" Universal L Bracket Base Compatible with: Architrac Series 94001, 94003, 94004, 94005, 9600, K-Rail	20 pieces per box	\$1.53	
	81003064	Bronze				
	81003025	White				
	81003061	Zinc				
	81005059	Black	5" Universal L Bracket Base Compatible with: Architrac Series 94001, 94003, 94004, 94005, 9600, K-Rail	20 pieces per box	\$1.88	
	81005064	Bronze				
	81005025	White				
	81005061	Zinc				
	81006059	Black	6" Universal L Bracket Base Compatible with: Architrac Series 94001, 94003, 94004, 94005, 9600, K-Rail	20 pieces per box	\$2.09	
	81006064	Bronze				
	81006025	White				
	81006061	Zinc				
	71134110	Satin Brass	Double Bracket	10 pieces per box	\$12.10	\$16.80
	84132059	Black	3" Wall Bracket Compatible with: Architrac Series 94003, K-Rail	20 pieces per box	\$1.76	
	84132064	Bronze				
	84132025	White				
	84132061	Zinc				
	94140059	Black	Ceiling Bracket Compatible with: Architrac Series 94003, K-Rail	20 pieces per box	\$0.76	
	94140064	Bronze				
	94140025	White				
	94140061	Zinc				
	94122025	White	Architrac® Series 94001 Bracket/Support Wall Clearance: 1" - ½" Return: 3½"	20 pieces per box	\$5.99	\$8.31
	94123025	White	Architrac® Series 94001/94003 Bracket/Support Wall Clearance: 2¼" - 3½" Return: 3½" - 4½"	20 pieces per box	\$6.31	\$8.77
	94125090	Anodized	Architrac® Series 94001/94003 Bracket/Support Wall Clearance: 1¼" Return: 6"	20 pieces per box	\$8.24	
94125025	White					
	94129061	Zinc	Architrac® Series 94001 Wall Bracket Wall Clearance: 1¾" - 3¼" Return: 3½" - 4½"	20 pieces per box	\$4.51	\$6.27
	94132025	White	Architrac® Wall Bracket Wall Clearance: 2" - 3" Return: 3½" - 4½"	100 pieces per box	\$3.20	
	94132061	Zinc				
	51138025	White	Support Cover	20 pieces per box	\$1.21	\$1.68




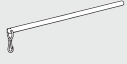

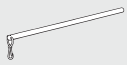





Architrac® Components

Miscellaneous Components

Item	Product No. & Finish	Description	Quantity Per Box	Full Pack Price	Broken Pack Price
	94145025 White	Architrac® Pleated Stiffener with Grommets Compatible with: Architrac Series 94001, 94003, 94004, 94005, K-Rail	100 pieces per box	\$0.61	\$0.84
	94146025 White	Architrac® Ripplefold™ Stiffener with Grommets Compatible with: Architrac Series 94001, 94003, 94004, 94005, K-Rail	100 pieces per box	\$0.61	\$0.84
	92125061 Zinc	Architrac® Male Snap Compatible with: Architrac Series 94001, 94003, 94004, 94005, 9046, K-Rail	100 pieces per box	\$0.54	\$0.74
	92126061 Zinc	Architrac® Eyelet for Male Snap Compatible with: Architrac Series 94001, 94003, 94004, 94005, 9046, K-Rail	100 pieces per box	\$0.33	\$0.46
	94110090 White	Splice Compatible with: Architrac Series 94003, K-Rail	10 pieces per box	\$6.91	\$9.59
	84141059 Black 84141064 Bronze 84141061 Gray 84141025 White	Architrac® Endcap Compatible with: Architrac Series 94003, 94004, K-Rail	20 pieces per box	\$0.76	\$1.06
	94137055 Gray	Ripplefold™ Right Hand Endcap Compatible with: Architrac Series 94003, 94005, K-Rail	20 pieces per box	\$2.25	\$3.13
	94138055 Gray	Ripplefold™ Left Hand Endcap Compatible with: Architrac Series 94003, 94005, K-Rail	20 pieces per box	\$2.25	\$3.13
	9683061 Zinc	Architrac® End Stop Compatible with: Architrac Series 94003, 94004, 94005, K-Rail	20 pieces per box	\$2.09	\$2.91
	91223061 Zinc	Architrac® Rod Stop Compatible with: Architrac Series 94003, 94004, 94005, K-Rail	100 pieces per box	\$0.27	\$0.37
	9691061 Zinc	Cubicle Chain Carrier Connector 6" Piece Compatible with: Architrac Series 9046, 9600	100 pieces per box	\$0.69	\$0.96
	94148061 Zinc	Architrac® Right Pinch Pleat Endcap Extender Clearance: 1½"	100 pieces per box	\$0.90	\$1.26
	94149061 Zinc	Architrac® Left Pinch Pleat Endcap Extender Clearance: 1½"	100 pieces per box	\$0.90	\$1.26











Architrac® Components

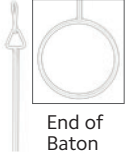
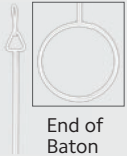
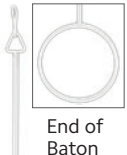




Architrac® Batons

Item	Product No. & Finish	Description	Quantity Per Box	Full Pack Price	Broken Pack Price
	91231025 White	30" Fiberglass Baton with Harness Snaps 1/4" diameter	10 pieces per box	\$3.28	\$4.56
	91232R025 White	30" Fiberglass Baton with Harness Snaps 3/8" diameter	100 pieces per box	\$3.06	n/a
	91233025 White	36" Fiberglass Baton with Harness Snaps 3/8" diameter	10 pieces per box	\$3.78	\$5.24
	91234025 White	48" Fiberglass Baton with Harness Snaps 3/8" diameter	10 pieces per box	\$4.07	\$5.66
	91235025 White	60" Fiberglass Baton with Harness Snaps 3/8" diameter	10 pieces per box	\$5.25	\$7.29
	91236025 White	72" Fiberglass Baton with Harness Snaps 3/8" diameter	10 pieces per box	\$5.99	\$8.31
	91249058 Clear	36" Fluted PVC Baton with Harness Snaps 1/2" diameter	10 pieces per box	\$5.39	\$7.49
	91332R025 White	30" Steel Baton with Harness Snaps 1/4" diameter	10 pieces per box	\$1.59	n/a
	91333R025 White	36" Steel Baton with Harness Snaps 1/4" diameter	100 pieces per box	\$4.44	n/a
	91334R025 White	48" Steel Baton with Harness Snaps 1/4" diameter	100 pieces per box	\$3.17	n/a
	94163061 Zinc	Architrac® D-Ring for Baton	500 pieces per box	\$0.07	n/a
	94164061 Zinc	Architrac® Snap Hook Baton	500 pieces per box	\$0.07	n/a
	91230R025 White	30" Fiberglass Baton with Adapter 3/8" diameter	100 pieces per box	\$2.44	n/a

Architrac® Components

Architrac® Batons

Item	Product No. & Finish	Description	Quantity Per Box	Full Pack Price	Broken Pack Price	
	91237025 White	36" Fiberglass Baton with Adapter 3/8" diameter	40 pieces per box	\$3.78	\$5.24	
	91240R025 White	48" Fiberglass Baton with Adapter 3/8" diameter	100 pieces per box	\$3.64	n/a	
	91241R025 White	60" Fiberglass Baton with Adapter 3/8" diameter	100 pieces per box	\$3.65	n/a	
	91242R025 White	72" Fiberglass Baton with Adapter 3/8" diameter	100 pieces per box	\$5.60	n/a	
	91239058 Clear	36" Acrylic Baton with Adapter 3/8" diameter	100 pieces per box	\$4.12	\$5.71	
	94165058 Clear	Architrac® Baton Holder 20 per bag	5 bags per box	\$7.47	\$10.37	
	94166061 Zinc	Architrac® Screw with Hex Washer 20 per bag	5 bags per box	\$5.99	\$8.31	
	1037765	Antique Silver	Designer Metals Baton 36" with clip	6 pieces per box	\$25.38	\$35.25
	1037766	Black				
	1037767	Brushed Bronze				
	1043922	Elegant Brass				
	1037769	Gilded Bronze				
	1043966	Gunmetal				
	1037820	Polished Nickel				
1037821	Satin Nickel					
	1037822	Antique Silver	Designer Metals Baton 48" with clip	6 pieces per box	\$27.57	\$38.30
	1037823	Black				
	1037824	Brushed Bronze				
	1043923	Elegant Brass				
	1037826	Gilded Bronze				
	1043967	Gunmetal				
	1037827	Polished Nickel				
1037828	Satin Nickel					
	1037829	Antique Silver	Designer Metals Baton 60" with clip	6 pieces per box	\$37.95	\$52.71
	1037830	Black				
	1037831	Brushed Bronze				
	1043925	Elegant Brass				
	1037833	Gilded Bronze				
	1043968	Gunmetal				
	1037834	Polished Nickel				
1037835	Satin Nickel					

Item	Product No. & Finish	Description	Quantity Per Box	Full Pack Price	Broken Pack Price
	1037836 White	Designer Metals Baton 36" with clip ADA Compliant	6 pieces per box	\$42.15	\$58.53
	1037837 White	Designer Metals Baton 48" with clip ADA Compliant	6 pieces per box	\$44.33	\$61.57
	1037838 White	Designer Metals Baton 60" with clip ADA Compliant	6 pieces per box	\$54.70	\$75.98
	1037839 Unfinished 1037840 Black 1037841 Coffee 1037842 Dark Chocolate 1037843 Mahogany 1037844 Marble 1037845 Truffle 1037846 Estate Oak 1037847 White	Wood Trends Baton 36" with clip	6 pieces per box	\$15.50	\$21.53
	1037848 Unfinished 1037849 Black 1037850 Coffee 1037851 Dark Chocolate 1037852 Mahogany 1037853 Marble 1037854 Truffle 1037855 Estate Oak 1037856 White	Wood Trends Baton 48" with clip	6 pieces per box	\$19.65	\$27.78
	1037857 Unfinished 1037858 Black 1037859 Coffee 1037860 Dark Chocolate 1037861 Mahogany 1037862 Marble 1037863 Truffle 1037864 Estate Oak 1037865 White	Wood Trends Baton 60" with clip	6 pieces per box	\$24.28	\$33.73
	1037866 Unfinished 1037867 Black 1037868 Coffee 1037869 Dark Chocolate 1037870 Mahogany 1037871 Marble 1037872 Truffle 1037873 Estate Oak 1037874 White	Wood Trends Baton 72" with clip	6 pieces per box	\$28.11	\$39.03


BASIC HARDWARE: ANYTHING BUT BASIC

Simple solutions for big drapery hardware needs.

Variety of options to help you tackle any hardware task.

Adjustable hardware for a quick, easy drapery style.

Our basic hardware systems stay behind the scenes and lets your drapery and curtains do the talking. High quality pieces stand the test of time, while allowing you a quick solution for common window covering issues. It's no wonder our Basic collection is considered so essential.





CONTENTS

- 84 Overview
- 86 Lockseam Hardware
- 89 Tension Rods
- 90 Sash Rods
- 91 Miscellaneous Components



BASIC HARDWARE COLLECTION OVERVIEW

3 **ROD STYLES**
Plus components make
options endless

1 **FINISH**
Basic white

2 **DRAW TYPES**
Hand or Baton

1 **VERSATILE COLLECTION**

- 1 | Flat Sash Rod
- 2 | Door Sash Rod
- 3 | Lockseam Rod
- 4 | Tension Rod



1



2



3




4

Lockseam Hardware

Lockseam

1¼" Clearance Single Curtain Rod




Front Clearance | 1¼" Front Return | 1½" Front Projection | 1¾"

Product No. & Finish	Length	No. of Supports	Quantity Per Box	Full Pack Price	Broken Pack Price
6112025 White	18"- 28"	0	10 sets per box	\$5.05	\$7.02
6113025 White	28"- 48"	0	10 sets per box	\$6.22	\$8.64
6115025 White	48"- 86"	1	10 sets per box	\$8.70	\$12.08
6116025 White	66"- 120"	2	6 sets per box	\$14.05	\$19.51

Lockseam

2" Clearance Single Curtain Rod




Front Clearance | 2" Front Return | 2¼" Front Projection | 2½"

Product No. & Finish	Length	No. of Supports	Quantity Per Box	Full Pack Price	Broken Pack Price
6122025 White	18"- 28"	0	10 sets per box	\$5.05	\$7.02
6123025 White	28"- 48"	0	10 sets per box	\$6.22	\$8.64
6125025 White	48"- 86"	1	10 sets per box	\$8.70	\$12.08
6126025 White	66"- 120"	2	6 sets per box	\$15.00	\$20.84

Lockseam

3" Clearance Single Curtain Rod



Front Clearance | 3" Front Return | 3¼" Front Projection | 3½"

Product No. & Finish	Length	No. of Supports	Quantity Per Box	Full Pack Price	Broken Pack Price
6133025 White	28"- 48"	0	10 sets per box	\$6.52	\$9.05
6135025 White	48"- 86"	1	10 sets per box	\$9.16	\$12.72
6136025 White	66"- 120"	2	10 sets per box	\$14.18	\$19.70

Lockseam

4" Clearance Single Curtain Rod



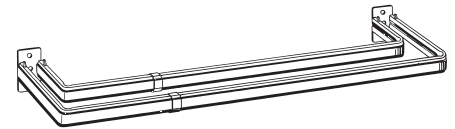
Front Clearance | 4" Front Return | 4¼" Front Projection | 4½"

Product No. & Finish	Length	No. of Supports	Quantity Per Box	Full Pack Price	Broken Pack Price
6143025 White	28"- 48"	0	10 sets per box	\$7.48	\$10.38
6145025 White	48"- 86"	1	10 sets per box	\$9.31	\$12.92
6146025 White	66"- 120"	2	6 sets per box	\$14.56	\$20.22

Lockseam Hardware

Lockseam

Double Curtain Rod



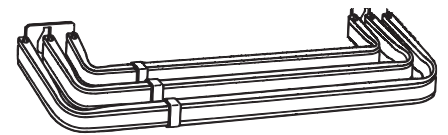
Front Clearance | 3" **Front Return** | 3¼" **Front Projection** | 3½"

Back Clearance | 2¼" **Back Return** | 2½" **Back Projection** | 2¾"

Product No. & Finish	Length	No. of Supports	Quantity Per Box	Full Pack Price	Broken Pack Price
6222025 White	18"- 28"	0	10 sets per box	\$9.80	\$13.61
6223025 White	28"- 48"	0	10 sets per box	\$10.46	\$14.53
6225025 White	48"- 86"	1	10 sets per box	\$13.43	\$18.64
6226025 White	66"- 120"	2	6 sets per box	\$21.46	\$29.80

Lockseam

Triple Curtain Rod



Front Clearance | 3" **Front Return** | 3¼" **Front Projection** | 3½"

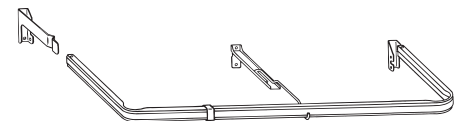
Middle Clearance | 2" **Middle Return** | 2¼" **Middle Projection** | 2¼"

Back Clearance | 1¼" **Back Return** | 1½" **Back Projection** | 1¾"

Product No. & Finish	Length	No. of Supports	Quantity Per Box	Full Pack Price	Broken Pack Price
6313025 White	31"- 48"	0	10 sets per box	\$14.36	\$19.94
6315025 White	51"- 86"	1	6 sets per box	\$21.35	\$29.65
6316025 White	70"- 120"	2	6 sets per box	\$28.14	\$39.10

Lockseam

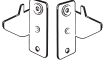
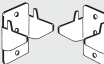



Valance Rod












Front Clearance | 6¼"-8¼" **Front Return** | 6½"-8½" **Front Projection** | 6¾"-86½"-8½"

Product No. & Finish	Length	No. of Supports	Quantity Per Box	Full Pack Price	Broken Pack Price
R873025 White	28"- 48"	1	6 sets per box	\$11.29	\$15.68
3713025 White	32"- 50"	1	6 sets per box	\$18.67	\$25.92
R875025 White	48"- 86"	1	4 sets per box	\$15.53	\$21.55
3715025 White	50"- 88"	1	6 sets per box	\$25.04	\$34.78
R876025 White	86"- 120"	1	4 sets per box	\$20.08	\$27.89
3717025 White	86"- 152"	1	6 sets per box	\$33.36	\$46.33



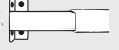
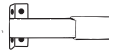
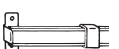
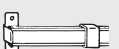
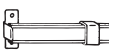

Lockseam Components

Item	Product No. & Finish	Description	Quantity Per Box	Full Pack Price	Broken Pack Price
	6101B061 Zinc	Curtain Rod Single Bracket 2 pairs per bag	20 bags per box	\$1.06	\$1.48
	6102B061 Zinc	Curtain Rod Double Bracket 2 pairs per bag	20 bags per box	\$1.06	\$1.48
	6103B061 Zinc	Curtain Rod Single Support Clearance: 2"	20 pairs per box	\$1.88	\$2.61
	6104B061 Zinc	Curtain Rod Double Support Clearance: 2"	20 pairs per box	\$1.88	\$2.61
	6105025 White	Curtain Rod Adjustable Bracket Kit	12 kits per box	\$2.69	\$3.73





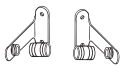


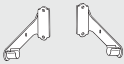

Tension Rods

Item	Product No. & Finish	Description	Quantity Per Box	Full Pack Price	Broken Pack Price
	1940412 White	5/8" Oval Tension Rod 8" - 11"	10 pairs per box	\$7.50	\$10.41
	1940413 White	5/8" Oval Tension Rod 11" - 16"	10 pairs per box	\$8.30	\$11.52
	1940417 White	7/16" Tension Rod 18" - 28"	10 pieces per box	\$4.21	\$5.84
	1940418 White	7/16" Tension Rod 28" - 48"	10 pieces per box	\$4.51	\$6.27
	1958666 Zinc	Door Sash Tension Rod 20" - 36" 2 units per bag	15 bags per box	\$3.80	\$5.27
	1940423 White	5/8" Oval Tension Rod 16" - 24"	10 pieces per box	\$4.51	\$6.27
	1940424 White	5/8" Oval Tension Rod 22" - 36"	10 pieces per box	\$5.99	\$8.31
	1940425 White	5/8" Oval Tension Rod 36" - 60"	10 pieces per box	\$6.78	\$9.41
	1940426 White	5/8" Oval Tension Rod 48" - 72"	5 pieces per box	\$7.50	\$10.41

Sash Rods

Item	Product No. & Finish	Description	Quantity Per Box	Full Pack Price	Broken Pack Price
	1940415 White	5/16" Door Sash Rod 11" - 19"	20 pieces per box	\$2.98	\$4.16
	1940416 White	5/16" Door Sash Rod 20" - 36"	20 pieces per box	\$3.75	\$5.21
	1940339 White	7/16" Door Sash Rod 18" - 28"	25 pieces per box	\$4.21	\$5.84
	272025 White	1/16" Flat Sash Rod 16" - 28"	25 pieces per box	\$3.29	\$4.57
	273025 White	1/16" Flat Sash Rod 28" - 50"	25 pieces per box	\$3.55	\$4.93
	6410E025 White	1/16" Lockseam Flat Sash Rod 8" - 12"	20 pairs per box	\$7.48	\$10.38
	6411025 White	1/16" Lockseam Flat Sash Rod 12" - 18"	10 pairs per box	\$7.48	\$10.38
	6412025 White	1/16" Lockseam Flat Sash Rod 18" - 28"	10 pairs per box	\$9.29	\$12.89
	6413025 White	1/16" Lockseam Flat Sash Rod 28" - 48"	10 pieces per box	\$6.56	\$9.12
	6415025 White	1/16" Lockseam Flat Sash Rod 48" - 86" 1 support included	10 pieces per box	\$8.59	\$11.93

Miscellaneous Components

Item	Product No. & Finish	Description	Quantity Per Box	Full Pack Price	Broken Pack Price
	700212063 Brass	3/8" Solid Steel Rod 12' PC	144 feet per box	\$1.93	\$2.69
	700063 Brass	Gooseneck Bracket Clearance: 1"	10 pairs per box	\$5.99	\$8.31
	702063 Brass	Gooseneck Bracket Clearance: 2"	10 pairs per box	\$5.88	\$8.31
	732063 Brass	Barrel Bracket Clearance: 3/8"	10 pairs per box	\$4.45	\$6.19
	735063 Brass	Barrel Bracket Clearance: 1"	10 pairs per box	\$4.45	\$6.19
	752063 Brass	Socket Bracket	10 pairs per box	\$4.45	\$6.19
	756063 Brass	3/8" Spring Socket	10 pairs per box	\$4.45	\$6.19
	7150063 Brass	Shade & Rod Bracket Clearance: 2"	20 pairs per box	\$2.64	\$3.67
	711063 Brass	Light Bracket Clearance: 2" 6 per bag	25 bags per box	\$1.78	\$2.48

Miscellaneous Components

Hooks & Tiebacks

Item	Product No. & Finish	Description	Quantity Per Box	Full Pack Price	Broken Pack Price
	J035E061 Zinc	1½" Heavy Duty Pin On Hooks 14 units per bag	25 bags per box	\$1.27	n/a
	J036E061 Zinc	1½" Heavy Duty Offset Pin On Hooks 14 units per bag	25 bags per box	\$1.99	n/a
	J060E061 Zinc	3" Extra Long Pin On Hooks 14 units per bag	10 bags per box	\$3.55	n/a
	1051B061 Zinc	3½" Slip in/Open Heading Hooks 1" drop 14 units per bag	10 bags per box	\$3.31	n/a
	J052E061 Zinc	4" Slip in/Open Heading Hooks ½" drop 14 units per bag for conventional rods	10 bags per box	\$3.15	n/a
	1054B061 Zinc	4" Slip in/Open Heading Hooks ½" drop 14 units per bag for decorative rods	10 bags per box	\$4.31	n/a
	1004061 Zinc	1" Lightweight Pin On Hooks	1,000 pieces per box	\$0.06	n/a
	1036061 Zinc	1¾" Heavy Duty Pin On Hooks	500 pieces per box	\$0.06	n/a
	1017C061 Zinc	1½" Heavy Duty Jet Pin Hooks	5,000 pieces per box	\$0.06	n/a
	7618B063 Brass	Decorative Tieback Hook	10 pairs per box	\$3.29	\$4.57
	7620B063 Brass	Hook & Ring Tiebacks 4 per bag	20 bags per box	\$2.27	\$3.15

Stack Guides

Pleated Stack Guide (for 16 mm carriers)

Note: Stack size is estimated. Type of fabric used could alter these measurements.

Size of Track (in inches)	5 carriers per foot 3x fullness		4 carriers per foot 2½x fullness		3 carriers per foot 2x fullness	
	Stackback One-Way	Stackback Two-Way (per side)	Stackback One-Way	Stackback Two-Way (per side)	Stackback One-Way	Stackback Two-Way (per side)
18	11.75	8.75	10.5	8.5	10.5	8.5
24	13	9.25	11.75	8.75	10.5	8.5
30	15.75	10.5	13	9.25	11.75	8.75
36	17	11.25	14.5	10	13	9.25
42	18.5	12	15.75	10.5	14.5	10
48	19.75	12.5	17	11.25	14.5	10
54	22.25	14	18.5	12	15.75	10.5
60	23.75	14.5	19.75	12.5	17	11.25
66	25	15.25	21	13.25	18.5	12
72	26.25	16	22.25	14	18.5	12
78	29	17.25	23.75	14.5	19.75	12.5
84	30.25	18	25	15.25	21	13.25
90	31.5	18.5	26.25	16	22.25	14
96	33	19.25	27.5	16.5	22.25	14
102	35.5	20.5	29	17.25	23.75	14.5
108	36.75	21.25	30.25	18	25	15.25
114	38.25	21.75	31.5	18.5	26.25	16
120	39.5	22.5	33	19.25	26.25	16
126	42.25	23.75	34.25	19.75	27.5	16.5
132	43.5	24.5	35.5	20.5	29	17.25
138	44.75	25.25	36.75	21.25	30.25	18
144	46	25.75	38.25	21.75	30.25	18
150	48.75	27	39.5	22.5	31.5	18.5
156	50	27.75	40.75	23.25	33	19.25
162	51.5	28.5	42.25	23.75	34.25	19.75
168	52.75	29	43.5	24.5	34.25	19.75
174	55.25	30.5	44.75	25.25	35.5	20.5
180	56.75	31	46	25.75	36.75	21.25
186	58	31.75	47.5	26.5	38.25	21.75
192	59.25	32.5	48.75	27	38.25	21.75
198	62	33.75	50	27.75	39.5	22.5
204	63.25	34.5	51.5	28.5	40.75	23.25
210	64.5	35	52.75	29	42.25	23.75
216	66	35.75	54	29.75	42.25	23.75
222	68.5	37	55.25	30.5	43.5	24.5
228	69.75	37.75	56.75	31	44.75	25.25
234	71.25	38.25	58	31.75	46	25.75
240	72.5	39	59.25	32.5	46	25.75

Ripplefold™ Stack Guide for Butt Master 84111xxx

Note: Stack size is estimated. Type of fabric used could alter these measurements. Please refer to the Ripplefold Fabrication Manual for more information.

120% Fullness	100% Fullness	80% Fullness	60% Fullness	Number of factory snaps	Snap Tape Length (less return length)*	Panel Stackback
13⅜	15⅜	17⅞	18⅞	8	32½	5½
17⅜	19⅝	21⅞	24⅞	10	41	6½
21⅞	23⅞	26⅝	29⅝	12	49½	7½
24⅞	28⅞	31⅞	34⅝	14	58	8¾
28⅝	32⅝	36⅞	39⅞	16	66½	9¾
32⅝	36⅝	40⅞	45⅞	18	75	11
36⅞	40⅞	45⅝	50⅞	20	83½	12
39⅞	45⅞	50⅝	55⅞	22	92	13
45⅝	49⅝	55⅞	60⅞	24	100½	14¼
47⅝	53⅝	59⅞	66⅞	26	109	15¼
51⅞	57⅞	64⅞	71⅞	28	117½	16½
54⅞	62⅞	69⅞	76⅞	30	126	17½
58⅝	66⅝	74⅞	81⅞	32	134½	18½
62⅝	70⅝	78⅞	87⅞	34	143	19¾
66⅞	74⅞	83⅝	92⅞	36	151½	20¾
69⅞	79⅞	88⅝	97⅞	38	160	22
73⅝	83⅝	93⅞	102⅞	40	168½	23
77⅝	87⅝	97⅞	108⅞	42	177	24
81⅞	91⅞	102⅝	113⅞	44	185½	25¼
84⅞	96⅞	107⅝	118⅞	46	194	26¼
88⅝	100⅝	112⅞	123⅞	48	202½	27½
92⅝	104⅝	116⅞	129⅞	50	211	28½
96⅞	108⅞	121⅝	134⅝	52	219½	29½
99⅞	113⅞	126⅝	139⅝	52	228	30¾
103⅝	117⅝	131⅞	144⅞	54	236½	31¾
107⅝	121⅝	135⅞	150⅞	56	245	33
111⅞	125⅞	140⅞	155⅝	58	253½	34
114⅞	130⅞	145⅞	160⅞	60	262	35
118⅝	134⅝	150⅞	165⅞	62	270½	36¼
122⅝	138⅝	154⅞	171⅞	64	279	37¼
126⅞	142⅞	159⅞	176⅝	66	287½	38½
129⅞	147⅞	164⅝	181⅞	68	296	39 ½
133⅝	151⅝	169⅞	186⅞	70	304½	40½
137⅝	155⅝	173⅞	192⅞	72	313	41¾
141⅞	159⅞	178⅞	197⅝	74	321½	42¾
144⅞	164⅞	183⅞	202⅞	76	330	44

Ripplefold™ Stack Guide for Butt Master 84111xxx

Note: Stack size is estimated. Type of fabric used could alter these measurements. Please refer to the Ripplefold Fabrication Manual for more information.

120% Fullness	100% Fullness	80% Fullness	60% Fullness	Number of factory snaps	Snap Tape Length (less return length)*	Panel Stackback
148⅝	168⅝	188⅝	207⅝	78	338½	45
152⅝	176⅝	192⅝	213⅝	80	347	46
156⅝	176⅝	197⅝	218⅝	84	355½	47¼
159⅝	181⅝	202⅝	223⅝	86	364	48¼
163⅝	185⅝	207⅝	228⅝	88	372½	49½
167⅝	189⅝	211⅝	234⅝	90	381	50½
171⅝	193⅝	216⅝	239⅝	92	389½	51½
174⅝	198⅝	221⅝	244⅝	94	398	52¾
178⅝	202⅝	226⅝	249⅝	96	406½	53¾
182⅝	206⅝	230⅝	255⅝	98	415	55
186⅝	210⅝	235⅝	260⅝	100	423½	56
189⅝	215⅝	240⅝	265⅝	102	432	57
193⅝	219⅝	245⅝	270⅝	104	440½	58¼
197⅝	223⅝	249⅝	276⅝	106	449	59¼
201⅝	227⅝	254⅝	281⅝	108	457½	60½
204⅝	232⅝	259⅝	286⅝	110	466	61½
208⅝	236⅝	264⅝	291⅝	112	474½	62 ½
212⅝	240⅝	268⅝	297⅝	114	483	63¾
216⅝	244⅝	273⅝	302⅝	116	491½	64¾
219⅝	249⅝	278⅝	307⅝	118	500	66
223⅝	253⅝	283⅝	312⅝	120	508½	67
227⅝	257⅝	287⅝	318⅝	122	517	68
231⅝	261⅝	292⅝	323⅝	124	525½	69¼
234⅝	266⅝	297⅝	328⅝	126	534	70¼
238⅝	270⅝	302⅝	333⅝	128	542½	71½
242⅝	274⅝	306⅝	339⅝	130	551	72½
246⅝	278⅝	311⅝	344⅝	132	559½	73½
249⅝	283⅝	316⅝	349⅝	134	568	74¾
253⅝	287⅝	321⅝	354⅝	136	576½	75¾
257⅝	291⅝	325⅝	360⅝	138	585	77
261⅝	295⅝	330⅝	365⅝	140	593½	78
264⅝	300⅝	335⅝	370⅝	142	602	79
268⅝	304⅝	340⅝	375⅝	144	610½	80¼
272⅝	308⅝	344⅝	381⅝	146	619	81¼
276⅝	312⅝	349⅝	386⅝	148	627½	82½
279⅝	317⅝	354⅝	391⅝	150	636	83½

Ripplefold™ Stack Guide for Butt Master 84214xxx

Note: Stack size is estimated. Type of fabric used could alter these measurements. Please refer to the Ripplefold Fabrication Manual for more information.

120% Fullness	100% Fullness	80% Fullness	60% Fullness	Number of factory snaps	Snap Tape Length (less return length)*	Panel Stackback
14⅞	16⅜	17⅞	19⅜	8	32½	7½
18⅞	20⅞	22⅞	24⅞	10	41	8½
22⅞	24⅞	27⅞	29⅞	12	49½	9¾
26⅞	29⅞	32⅞	35⅞	14	58	10¾
29⅞	33⅞	36⅞	40⅞	16	66½	12
33⅞	37⅞	41⅞	45⅞	18	75	13
37⅞	41⅞	46⅞	50⅞	20	83½	14
41⅞	46⅞	51⅞	56⅞	22	92	15¼
44⅞	50⅞	55⅞	61⅞	24	100½	16¼
48⅞	54⅞	60⅞	66⅞	26	109	17½
52⅞	58⅞	65⅞	71⅞	28	117½	18½
56⅞	63⅞	70⅞	77⅞	30	126	19½
59⅞	67⅞	74⅞	82⅞	32	134½	20¾
63⅞	71⅞	79⅞	87⅞	34	143	21¾
67⅞	75⅞	84⅞	92⅞	36	151½	23
71⅞	80⅞	89⅞	98⅞	38	160	24
74⅞	84⅞	93⅞	103⅞	40	168½	25
78⅞	88⅞	98⅞	108⅞	42	177	26¼
82⅞	92⅞	103⅞	113⅞	44	185½	27¼
86⅞	97⅞	108⅞	119⅞	46	194	28½
89⅞	101⅞	112⅞	124⅞	48	202½	29½
93⅞	105⅞	117⅞	129⅞	50	211	30½
97⅞	109⅞	122⅞	134⅞	52	219½	31¾
101⅞	114⅞	127⅞	140⅞	54	228	32¾
104⅞	118⅞	131⅞	145⅞	56	236½	34
108⅞	122⅞	136⅞	150⅞	56	245	35
112⅞	126⅞	141⅞	155⅞	60	253½	36¼
116⅞	131⅞	146⅞	161⅞	62	262	37¼
119⅞	135⅞	150⅞	166⅞	64	270½	38¼
123⅞	139⅞	155⅞	171⅞	66	279	39½
127⅞	143⅞	160⅞	176⅞	68	287½	40½
131⅞	148⅞	165⅞	182⅞	70	296	41¾
134⅞	152⅞	169⅞	187⅞	72	304½	42¾
138⅞	156⅞	174⅞	192⅞	74	313	43¾
142⅞	160⅞	179⅞	197⅞	76	321½	45
146⅞	165⅞	184⅞	203⅞	78	330	46

Ripplefold™ Stack Guide for Butt Master 84214xxx

Note: Stack size is estimated. Type of fabric used could alter these measurements. Please refer to the Ripplefold Fabrication Manual for more information.

120% Fullness	100% Fullness	80% Fullness	60% Fullness	Number of factory snaps	Snap Tape Length (less return length)*	Panel Stackback
149⅝	169⅝	188⅝	208⅝	80	338½	47¼
153⅝	173⅝	193⅝	213⅝	82	347	48¼
157⅝	177⅝	198⅝	218⅝	84	355½	49½
161⅝	182⅝	203⅝	224⅝	86	364	50½
164⅞	186⅝	207⅞	229⅝	88	372½	51½
168⅝	190⅝	212⅝	234⅝	90	381	52¾
172⅝	194⅞	217⅝	239⅞	92	389½	53¾
176⅝	199⅝	222⅝	245⅝	94	398	55
179⅞	203⅝	226⅞	250⅝	96	406½	56
183⅝	207⅝	231⅝	255⅝	98	415	57
187⅝	211⅞	236⅝	260⅞	100	423½	58¼
191⅝	216⅝	241⅝	266⅝	102	432	59¼
194⅞	220⅝	245⅞	271⅝	104	440½	60½
198⅝	224⅝	250⅝	276⅝	106	449	61½
202⅝	228⅞	255⅝	281⅞	108	457½	62½
206⅝	233⅝	260⅝	287⅝	110	466	63¾
209⅞	237⅝	264⅞	292⅝	112	474½	64¾
213⅝	241⅝	269⅝	297⅝	114	483	66
217⅝	245⅞	274⅝	302⅞	116	491½	67
221⅝	250⅝	279⅝	308⅝	118	500	68¼
224⅞	254⅝	283⅞	313⅝	120	508½	69¼
228⅝	258⅝	288⅝	318⅝	122	517	70¼
232⅝	262⅞	293⅝	323⅞	124	525½	71½
236⅝	267⅝	298⅝	329⅝	126	534	72½
239⅞	271⅝	302⅞	334⅝	128	542½	73¾
243⅝	275⅝	307⅝	339⅝	130	551	74¾
247⅝	279⅞	312⅝	344⅞	132	559½	75¾
251⅝	284⅝	317⅝	350⅝	134	568	77
254⅞	288⅝	321⅞	355⅝	136	576½	78
258⅝	292⅝	326⅝	360⅝	138	585	79¼
262⅝	296⅞	331⅝	365⅞	140	593½	80¼
266⅝	301⅝	336⅝	371⅝	142	602	81¼
269⅞	305⅝	340⅞	376⅝	144	610½	82½
273⅝	309⅝	345⅝	381⅝	146	619	83½
277⅝	313⅞	350⅝	386⅞	148	627½	84¾
281⅝	318⅝	355⅝	392⅝	150	636	85¾

Ripplefold™ Overlap Stack Guide

Note: Stack size is estimated. Type of fabric used could alter these measurements. Please refer to the Ripplefold Fabrication Manual for more information.

120% Fullness	100% Fullness	80% Fullness	60% Fullness	Number of factory snaps	Snap Tape Length (less return length)*	Panel Stackback
16¼	17¾	19⅞	20¾	8	34	9
20	22	23⅞	26	10	42½	10¼
23¾	26¼	28⅞	31¼	12	51	11¼
27½	20½	33⅞	26½	14	59½	12½
31¼	34¾	38⅞	41¾	16	68	13½
35	39	42⅞	47	18	76½	14½
38¾	43¼	47⅞	52¼	20	85	15¾
42½	47½	52⅞	57½	22	93½	16¾
46¼	51¾	57⅞	62¾	24	102	18
50	56	61⅞	68	26	110½	19
53¾	60¼	66⅞	73¼	28	119	20
57½	64½	71⅞	78½	30	127½	21¼
61¼	68¾	76⅞	83¾	32	136	22¼
65	73	80⅞	89	34	144½	23½
68¾	77¼	85⅞	94¼	36	153	24½
72½	81½	90⅞	99½	38	161½	25½
76¼	85¾	95⅞	104¾	40	170	26¾
80	90	99⅞	110	42	178½	27¾
83¾	94¼	104⅞	115¼	44	187	29
87½	98½	109⅞	120½	46	195½	30
91¼	102¾	114⅞	125¾	48	204	31
95	107	118⅞	131	50	212½	32¼
98¾	111¼	123⅞	136¼	52	221	33¼
102½	115½	128⅞	141½	54	229½	34½
106¼	119¾	133⅞	146¾	56	238	35½
110	124	137⅞	152	56	246½	36½
113¾	128¼	142⅞	157¼	60	255	37¾
117½	132½	147⅞	162½	62	263½	38¾
121¼	136¾	152⅞	167¾	64	272	40
125	141	156⅞	173	66	280½	41
128¾	145¼	161⅞	178¼	68	289	42
132½	149½	166⅞	183½	70	297½	43¼
136¼	153¾	171⅞	188¾	72	306	44¼
140	158	175⅞	194	74	314½	45½
143¾	162¼	180⅞	199¼	76	323	46½
147½	166½	185⅞	204½	78	331½	47½

Ripplefold™ Overlap Stack Guide

Note: Stack size is estimated. Type of fabric used could alter these measurements. Please refer to the Ripplefold Fabrication Manual for more information.

120% Fullness	100% Fullness	80% Fullness	60% Fullness	Number of factory snaps	Snap Tape Length (less return length)*	Panel Stackback
151¼	170¼	190½	209¾	80	340	48¾
155	175	194¾	215	82	348½	49¾
158¾	179¼	199½	220¼	84	357	51
162½	183½	204¾	225½	86	365½	52
166¼	187¾	209½	230¾	88	374	53
170	192	213¾	236	90	382½	54¼
173¾	196¼	218½	241¼	92	391	55¼
177½	200½	223¾	246½	94	399½	56½
181¼	204¾	228½	251¾	96	408	57½
185	209	232¾	257	98	416½	58½
188¾	213¼	237½	262¼	100	425	59¾
192½	217½	242¾	267½	102	433½	60¾
196¼	221¾	247½	272¾	104	442	62
200	226	251¾	278	106	450½	63
203¾	230¼	256½	283¼	108	459	64
207½	234½	261¾	288½	110	467½	65¼
211¼	238¾	266½	293¾	112	476	66¼
215	243	270¾	299	114	484½	67½
218¾	247¼	275½	304¼	116	493	68½
222½	251½	280¾	309½	118	501½	69½
226¼	255¾	285½	314¾	120	510	70¾
230	260	289¾	320	122	518½	71¾
233¾	264¼	294½	325¼	124	527	73
237½	268½	299¾	330½	126	535½	74
241¼	272¾	304½	335¾	128	544	75
245	277	308¾	341	130	552½	76¼
248¾	281¼	313½	346¼	132	561	77¼
252½	285½	318¾	351½	134	569½	78½
256¼	289¾	323½	356¾	136	578	79½
260	294	327¾	362	138	586½	80½
263¾	298¼	332½	367¼	140	595	81¾
267½	302½	337¾	372½	142	603½	82¾
271¼	306¾	342½	377¾	144	612	84
275	311	346¾	383	146	620½	85
278¾	315¼	351½	388¼	148	629	86
282½	319½	356¾	393½	150	637½	87¼

Top Hole Installation Guide for Estate™ Traverse Rods

Top Hole Installation Guide

This chart will position the bracket so the drapery will clear the floor approximately ½".

1. Find your pole style, size and header style in the chart.
2. Determine the desired finished drapery length.
3. Add or subtract number in the top hole column from the drapery's finished length to determine how high to measure for the top hole of the bracket.

Wall Mount Traverse Rods: Designer Metals™, Wood Trends™, Wrought Iron*

	Pleated (any variety)			Ripplefold™ (any fullness)	
	Top Hole for Wall Mount	Floor to Ceiling Deduction	Suggested Pin Set	Top Hole for Wall Mount	Floor to Ceiling Deduction
1⅜" Estate™	+1⅛"	-2⅛"	½"	+1⅛"	-2⅛"
2" Estate™	+1⅛"	-2⅜"	½"	+1⅛"	-2⅜"
Ceiling Mount Traverse Rods					
1⅜" Estate™	+0"	-3⅝"	½"	+0"	-3⅝"
2" Estate™	+0"	-3⅝"	½"	+0"	-3⅝"

*Wrought Iron available in 1⅜" only.

PRODUCT NO.	PAGE	PRODUCT NO.	PAGE	PRODUCT NO.	PAGE	PRODUCT NO.	PAGE
1004061	93	1037864	43, 81	1832256	39	6135025	86
1017C061	93	1037865	43, 81	1832257	39	6136025	86
1026660	14	1037866	43, 81	1833770	36	6143025	86
1026661	14	1037867	43, 81	1833777	36	6145025	86
1026662	14	1037868	43, 81	1833802	36	6146025	86
1026663	14	1037869	43, 81	1833803	36	62001300	13
1036061	93	1037870	43, 81	1833804	36	62101000	13
1037765	43, 80	1037871	43, 81	1833805	36	62101010	13
1037766	43, 80	1037872	43, 81	1856973	41	62102000	13
1037767	43, 80	1037873	43, 81	1856978	41	62108000	13
1037769	43, 80	1037874	43, 81	1857324	41	62109000	13
1037820	43, 80	1042822	42, 57	1940339	91	62201300	13
1037821	43, 80	1043922	43, 80	1940412	90	6222025	87
1037822	43, 80	1043923	43, 80	1940413	90	6223025	87
1037823	43, 80	1043925	43, 80	1940415	91	6225025	87
1037824	43, 80	1043926	28	1940416	91	6226025	87
1037826	43, 80	1043927	29	1940417	90	6313025	87
1037827	43, 80	1043966	43, 80	1940418	90	6315025	87
1037828	43, 80	1043967	43, 80	1940423	90	6316025	87
1037829	43, 80	1043968	43, 80	1940424	90	6410E025	91
1037830	43, 80	1043969	28	1940425	90	6411025	91
1037831	43, 80	1043970	29	1940426	90	6412025	91
1037833	43, 80	1043898	38	1958666	90	6413025	91
1037834	43, 80	1043942	38	272025	91	6415025	91
1037835	43, 80	1043914	39	273025	91	6810355000	42, 56
1037836	43, 81	1043958	39	3713025	87	700063	92
1037837	43, 81	1045048	42, 57	3715025	87	700212063	92
1037838	43, 81	1045674	42, 57	3717025	87	702063	92
1037839	43, 81	1051B061	93	4120000370	42, 56	711063	92
1037840	43, 81	1054B061	93	4120000820	42, 56	71132006	41
1037841	43, 81	1796061	41	4120000890	42, 56	71132012	41
1037842	43, 81	1832226	28	51138025	77	71132062	41
1037843	43, 81	1832227	28	51238025	41	71132110	41
1037844	43, 81	1832228	28	56498770	38	71134110	41, 77
1037845	43, 81	1832230	28	56498777	38	7150063	92
1037846	43, 81	1832232	28	56498802	38	732063	92
1037847	43, 81	1832233	28	56498803	38	735063	92
1037848	43, 81	1832234	29	56498804	38	752063	92
1037849	43, 81	1832235	29	56498805	38	756063	92
1037850	43, 81	1832236	29	6101B061	88	7618B063	93
1037851	43, 81	1832238	29	6102B061	88	7620B063	93
1037852	43, 81	1832240	29	6103B061	88	81003025	77
1037853	43, 81	1832241	29	6104B061	88	81003059	77
1037854	43, 81	1832242	38	6105025	88	81003061	77
1037855	43, 81	1832243	38	6112025	86	81003064	77
1037856	43, 81	1832244	38	6113025	86	81005025	77
1037857	43, 81	1832246	38	6115025	86	81005059	77
1037858	43, 81	1832248	38	6116025	86	81005061	77
1037859	43, 81	1832249	38	6122025	86	81005064	77
1037860	43, 81	1832250	39	6123025	86	81006025	77
1037861	43, 81	1832251	39	6125025	86	81006059	77
1037862	43, 81	1832252	39	6126025	86	81006061	77
1037863	43, 81	1832254	39	6133025	86	81006064	77

PRODUCT NO.	PAGE	PRODUCT NO.	PAGE	PRODUCT NO.	PAGE	PRODUCT NO.	PAGE
82001025	40, 75	83698805	36	84303061	55	91241R025	80
82001059	40, 75	8400316025	73	84303064	55	91242R025	80
82001061	40, 75	8400316059	73	84304025	56	91249058	79
82001064	40, 75	8400316061	73	84304059	56	91332R025	79
82060025	40, 75	8400316064	73	84304061	56	91333R025	79
82060059	40, 75	84103059	40, 56	84304064	56	91334R025	79
82080025	40, 75	84103061	40, 56	84305025	39	92121025	67, 76
82080059	40, 75	84104059	40, 56	84315025	38	92125061	42, 78
82100025	40, 75	84104061	40, 56	84315064	38	92126061	42, 78
82100059	40, 75	84105061	56	84316025	38	92140025	75
82120025	40, 75	84106061	56	84316064	38	92141025	75
82120059	40, 75	84107061	56	84317025	73	92142025	75
8350516025	38	84108061	56	84317059	73	92143025	75
8350516059	38	84110025	40, 56	84317061	73	921451025	42, 75
8350516083	38	84110059	40, 56	84317064	73	921451058	42, 75
8350516820	38	84111025	40, 56	84318025	73	921451059	42, 75
8350516825	38	84111059	40, 56	84318059	73	9350516025	39
8350516830	38	84129025	55	84318061	73	9350516059	39
8350516835	38	84129059	55	84318064	73	9350516083	39
8350516841	38	84129061	55	84503025	13	9350516091	39
8360116025	39	84129064	55	84503059	13	9350516820	39
8360116059	39	84132025	77	84504025	13	9350516825	39
8360116061	39	84132059	77	84505025	13	9350516830	39
8360116064	39	84132061	77	84506025	13	9350516835	39
8361116061	38	84132064	77	84508061	14	9350516841	39
8361116064	38	84141025	78	84509061	14	9360116061	39
83687867	28	84141059	78	84510000	13	9360116064	39
83687919	28	84141061	78	84531025	13	93685867	29
83687920	28	84141064	78	84532025	13	93685919	29
83687922	28	84203059	74	86700025	40, 75	93685920	29
83687923	28	84203061	74	86700059	40, 75	93685922	29
83687924	28	84204059	74	86700061	40, 75	93685923	29
83687925	28	84204061	74	86700064	40, 75	93685924	29
83687926	28	84205059	74	9045025	65	93685925	29
83688867	28	84205061	74	9045059	65	93685926	29
83688919	28	84206059	74	9045064	65	93686867	29
83688920	28	84206061	74	9045090	65	93686919	29
83688922	28	84207059	74	904612025	65	93686920	29
83688923	28	84207061	74	904616025	65	93686922	29
83688924	28	84208059	74	904616059	65	93686923	29
83688925	28	84208061	74	904616061	65	93686924	29
83688926	28	84211059	74	904616064	65	93686925	29
83697770	36	84211061	74	91223061	42, 78	93686926	29
83697777	36	84212059	74	91230R025	79	9400112025	55
83697802	36	84212061	74	91231025	79	9400116025	55
83697803	36	84213059	40, 56	91232R025	79	9400116059	55
83697804	36	84213061	40, 56	91233025	79	9400116061	55
83697805	36	84214059	40, 56	91234025	79	9400116064	55
83698770	36	84214061	40, 56	91235025	79	9400120025	55
83698777	36	84301058	42, 57	91236025	79	9400312025	59
83698802	36	84302058	42, 57	91237025	80	9400316025	59
83698803	36	84303025	55	91239058	80	9400316059	59
83698804	36	84303059	55	91240R025	80	9400316061	59

PRODUCT NO.	PAGE	PRODUCT NO.	PAGE	PRODUCT NO.	PAGE
9400316064	59	94373064	59	960020061	69
9400320025	59	94373090	59	9601061	69
9400412025	61	94374025	61	9605025	69
9400416025	61	94374059	61	9605059	69
9400416059	61	94374064	61	9605064	69
9400416061	61	94374090	61	9605090	69
9400416064	61	94375025	63	9610061	69
9400512025	63	94375059	63	9611061	69
9400516025	63	94375064	63	9612061	71
9400516059	63	94375090	63	9613061	71
9400516061	63	9437K025	73	9616061	71
9400516064	63	9437K059	73	962012090T	71
94101025	57	9437K064	73	9623090	71
94101059	57	9437K090	73	9624090	71
94102025	57	94675025	32	9626090	71
94109090	42, 55	94675059	32	9633061	71
94110090	78	94675083	32	9639061	69
94111061	63	94675820	32	9644061	65
94121058	56	94675825	32	9646061	65
94122025	77	94675830	32	9673061	76
94123025	77	94675835	32	9678R025	76
94125025	41, 77	94675841	32	9682055	65
94125090	41, 77	94676025	32	9683061	78
94129061	41, 77	94676059	32	9684061	65
94130025	41, 55	94676083	32	9685061	76
94130090	41, 55	94676820	32	9686061	76
94132025	77	94676825	32	9687061	76
94132061	77	94676830	32	9688R061	67
94137055	78	94676835	32	9689025	67
94138055	78	94676841	32	9690061	67
94140025	77	95675025	33	9691061	78
94140059	77	95675059	33	9692061	67
94140061	77	95675083	33	9693061	67
94140064	77	95675091	33	J035E061	93
94141055	63	95675820	33	J036E061	93
94145025	42, 78	95675825	33	J052E061	93
94146025	42, 78	95675830	33	J060E061	93
94148061	78	95675835	33	R873025	87
94149061	78	95675841	33	R875025	87
94158025	65	95676025	33	R876025	87
94159025	67	95676059	33		
94162061	41	95676083	33		
94163061	79	95676091	33		
94164061	79	95676820	33		
94165058	80	95676825	33		
94166061	80	95676830	33		
94170025	76	95676835	33		
94270H025	55	95676841	33		
94270H059	55	960012061	69		
94270H064	55	960016025	69		
94270H090	55	960016059	69		
94373025	59	960016061	69		
94373059	59	960016064	69		



Designer Metals™
inspiring brilliance

Wood Trends™
renewing traditions

Wrought Iron
forging artistry

**Custom Rodding
& Basic Hardware**
unique solutions